



Location: CMA1b - Oil St Community Liaison Centre

Report on 24-hour TSP monitoring

Action Level ( $\mu\text{g}/\text{m}^3$ ) - 176.7

Limit Level ( $\mu\text{g}/\text{m}^3$ ) - 260

Date	Sampling Time	Weather Condition	Filter paper no.	Filter Weight, g		Elapse Time, hr		Sampling Time, hr	Flow Rate, m <sup>3</sup> /min			Total Volume, m <sup>3</sup>	TSP Level, $\mu\text{g}/\text{m}^3$
				Initial	Final	Initial	Final		Initial, Q <sub>si</sub>	Final, Q <sub>sf</sub>	Average		
31-Aug-12	8:00	Cloudy	003650	2.7291	2.7977	1559.65	1583.66	24.01	1.06	1.06	1.06	1714	40
7-Sep-12	11:30	Cloudy	004813	2.8298	2.9075	1589.54	1613.54	24.00	1.25	1.25	1.25	1800	43
12-Sep-12	8:00	Sunny	003610	2.8797	2.9445	1613.54	1637.54	24.00	1.20	1.20	1.20	1728	38
18-Sep-12	8:00	Cloudy	003602	2.8888	3.0540	1640.54	1664.53	23.99	1.20	1.20	1.20	1727	96
25-Sep-12	8:00	Cloudy	003378	2.7590	2.8534	1684.15	1708.15	24.00	0.92	0.92	0.92	1324	71

\* Due to lack of electricity supply, the 24 hr-TSP was rescheduled from 6 and 24 Sep 12 to 7 and 25 Sep 12

Report on 1-hour TSP monitoring

Action Level ( $\mu\text{g}/\text{m}^3$ ) - 320.1

Limit Level ( $\mu\text{g}/\text{m}^3$ ) - 500

Date	Sampling Time	Weather Condition	Filter paper no.	Filter Weight, g		Elapse Time, hr		Sampling Time, hr	Flow Rate, m <sup>3</sup> /min			Total Volume, m <sup>3</sup>	TSP Level, $\mu\text{g}/\text{m}^3$
				Initial	Final	Initial	Final		Initial, Q <sub>si</sub>	Final, Q <sub>sf</sub>	Average		
1-Sep-12	8:00	Cloudy	003498	2.8110	2.8178	1583.66	1584.66	1.00	1.01	0.92	0.97	58	117
1-Sep-12	9:13	Cloudy	003357	2.7516	2.7611	1584.66	1585.66	1.00	1.20	1.11	1.15	69	137
1-Sep-12	10:29	Cloudy	003296	2.7984	2.8031	1585.66	1586.66	1.00	1.01	0.92	0.97	58	81
7-Sep-12	8:00	Cloudy	003234	2.7677	2.7783	1586.54	1587.54	1.00	1.25	1.25	1.25	75	142
7-Sep-12	9:06	Cloudy	004817	2.7489	2.7512	1587.54	1588.54	1.00	1.25	1.25	1.25	75	31
7-Sep-12	10:29	Cloudy	004815	2.7660	2.7689	1588.54	1589.54	1.00	1.25	1.25	1.25	75	39
13-Sep-12	8:04	Sunny	003608	2.8869	2.8902	1637.54	1638.54	1.00	1.20	1.20	1.20	72	46
13-Sep-12	9:11	Sunny	003606	2.8860	2.8892	1638.54	1639.54	1.00	1.20	1.20	1.20	72	45
13-Sep-12	10:15	Sunny	003604	2.8831	2.8867	1639.54	1640.54	1.00	1.20	1.20	1.20	72	50
19-Sep-12	8:07	Cloudy	003620	2.7483	2.7546	1664.53	1665.53	1.00	1.06	1.02	1.04	62	101
19-Sep-12	9:11	Cloudy	004866	2.7687	2.7780	1665.53	1666.53	1.00	1.20	1.20	1.20	72	129
19-Sep-12	10:16	Cloudy	004868	2.7512	2.7674	1666.53	1667.53	1.00	1.25	1.25	1.25	75	216
25-Sep-12	8:31	Cloudy	004872	2.7536	2.7642	1681.15	1682.15	1.00	1.16	1.16	1.16	69	153
25-Sep-12	9:38	Cloudy	003386	2.7723	2.7805	1682.15	1683.15	1.00	1.25	1.16	1.20	72	114
25-Sep-12	10:42	Cloudy	003383	2.7615	2.7715	1683.15	1684.15	1.00	1.20	1.20	1.20	72	139

Location: CMA2a - Causeway Bay Community Centre

Report on 24-hour TSP monitoring  
Action Level ( $\mu\text{g}/\text{m}^3$ ) - 169.5  
Limit Level ( $\mu\text{g}/\text{m}^3$ ) - 260

Date	Sampling Time	Weather Condition	Filter paper no.	Filter Weight, g		Elapse Time, hr		Sampling Time, hr	Flow Rate, $\text{m}^3/\text{min}$			Total Volume, $\text{m}^3$	TSP Level, $\mu\text{g}/\text{m}^3$
				Initial	Final	Initial	Final		Initial, $Q_{si}$	Final, $Q_{sf}$	Average		
31-Aug-12	8:00	Cloudy	003647	2.6951	2.7804	11266.64	11290.64	24.00	1.43	1.43	1.43	2059	41
6-Sep-12	8:00	Cloudy	003353	2.7609	2.8602	11293.65	11317.64	23.99	1.38	1.39	1.39	2059	48
12-Sep-12	8:00	Sunny	004812	2.8373	2.9071	11320.64	11344.64	24.00	1.50	1.50	1.50	2160	32
18-Sep-12	8:00	Cloudy	003601	2.8901	3.0919	11347.64	11371.63	23.99	1.53	1.53	1.53	2203	92
24-Sep-12	8:00	Rainy	004871	2.7705	2.8832	11374.62	11398.62	24.00	1.52	1.53	1.53	2203	51

Report on 1-hour TSP monitoring  
Action Level ( $\mu\text{g}/\text{m}^3$ ) - 323.4  
Limit Level ( $\mu\text{g}/\text{m}^3$ ) - 500

Date	Sampling Time	Weather Condition	Filter paper no.	Filter Weight, g		Elapse Time, hr		Sampling Time, hr	Flow Rate, $\text{m}^3/\text{min}$			Total Volume, $\text{m}^3$	TSP Level, $\mu\text{g}/\text{m}^3$
				Initial	Final	Initial	Final		Initial, $Q_{si}$	Final, $Q_{sf}$	Average		
1-Sep-12	8:10	Cloudy	003499	2.7787	2.7840	11290.65	11291.65	1.00	1.48	1.48	1.48	89	60
1-Sep-12	9:12	Cloudy	003244	2.7827	2.7893	11291.65	11292.65	1.00	1.48	1.48	1.48	89	74
1-Sep-12	10:16	Cloudy	003167	2.7383	2.7458	11292.65	11293.65	1.00	1.48	1.48	1.48	89	85
7-Sep-12	8:22	Cloudy	004818	2.7379	2.7402	11317.64	11318.64	1.00	1.43	1.43	1.43	86	27
7-Sep-12	9:25	Cloudy	004816	2.7499	2.7536	11318.64	11319.64	1.00	1.43	1.43	1.43	86	43
7-Sep-12	10:27	Cloudy	004814	2.8349	2.8385	11319.64	11320.64	1.00	1.43	1.43	1.43	86	42
13-Sep-12	8:15	Sunny	003607	2.8960	2.9019	11344.64	11345.64	1.00	1.50	1.50	1.50	90	66
13-Sep-12	9:20	Sunny	003605	2.8759	2.8827	11345.64	11346.64	1.00	1.50	1.50	1.50	90	76
13-Sep-12	10:35	Sunny	003603	2.8780	2.8861	11346.64	11347.64	1.00	1.50	1.50	1.50	90	90
19-Sep-12	8:17	Cloudy	004865	2.7628	2.7738	11371.63	11372.63	1.00	1.53	1.53	1.53	92	120
19-Sep-12	9:20	Cloudy	004867	2.7492	2.7580	11372.63	11373.63	1.00	1.53	1.53	1.53	92	96
19-Sep-12	10:24	Cloudy	004869	2.7413	2.7512	11373.63	11374.63	1.00	1.53	1.53	1.53	92	108
25-Sep-12	8:43	Cloudy	003355	2.7499	2.7562	11398.62	11399.62	1.00	1.48	1.48	1.48	89	71
25-Sep-12	9:48	Cloudy	003385	2.7668	2.7750	11399.62	11400.62	1.00	1.48	1.48	1.48	89	92
25-Sep-12	10:50	Cloudy	003382	2.7602	2.7698	11400.62	11401.62	1.00	1.48	1.48	1.48	89	108



Location: CMA3a - CWB PRE Site Office Area

Report on 24-hour TSP monitoring  
 Action Level ( $\mu\text{g}/\text{m}^3$ ) - 171  
 Limit Level ( $\mu\text{g}/\text{m}^3$ ) - 260

Date	Sampling Time	Weather Condition	Filter paper no.	Filter Weight, g		Elapse Time, hr		Sampling Time, hr	Flow Rate, $\text{m}^3/\text{min}$			Total Volume, $\text{m}^3$	TSP Level, $\mu\text{g}/\text{m}^3$
				Initial	Final	Initial	Final		Initial, $Q_{si}$	Final, $Q_{sf}$	Average		
31-Aug-12	8:00	Cloudy	002966	2.7605	2.9371	11991.97	12015.97	24.00	1.56	1.56	1.56	2390	74
6-Sep-12	8:00	Cloudy	003233	2.7835	2.9550	12018.97	12042.97	24.00	1.56	1.57	1.57	2390	72
12-Sep-12	8:00	Sunny	004877	2.7589	2.9078	12045.97	12069.98	24.01	1.46	1.46	1.46	2102	71
19-Sep-12	11:30	Cloudy	003699	2.7438	3.0741	12133.90	12157.90	24.00	1.57	1.57	1.57	2261	146
24-Sep-12	8:00	Rainy	003893	2.7249	2.9310	12157.90	12181.90	24.00	1.52	1.52	1.52	2189	94

Due to lack of electricity supply, the 24 hr-TSP was rescheduled from 18 Sep 2012 to 19 Sep 2012

Report on 1-hour TSP monitoring  
 Action Level ( $\mu\text{g}/\text{m}^3$ ) - 311.3  
 Limit Level ( $\mu\text{g}/\text{m}^3$ ) - 500

Date	Sampling Time	Weather Condition	Filter paper no.	Filter Weight, g		Elapse Time, hr		Sampling Time, hr	Flow Rate, $\text{m}^3/\text{min}$			Total Volume, $\text{m}^3$	TSP Level, $\mu\text{g}/\text{m}^3$
				Initial	Final	Initial	Final		Initial, $Q_{si}$	Final, $Q_{sf}$	Average		
1-Sep-12	8:00	Cloudy	003661	2.7157	2.7309	12015.97	12016.97	1.00	1.52	1.52	1.52	91	167
1-Sep-12	9:27	Cloudy	003500	2.7887	2.8026	12016.97	12017.97	1.00	1.52	1.52	1.52	91	153
1-Sep-12	10:58	Cloudy	003390	2.7747	2.7902	12017.97	12018.97	1.00	1.52	1.52	1.52	91	171
7-Sep-12	9:20	Cloudy	004884	2.7424	2.7523	12042.98	12043.98	1.00	1.52	1.52	1.52	91	109
7-Sep-12	10:35	Cloudy	004882	2.7307	2.7422	12043.98	12044.98	1.00	1.57	1.57	1.57	94	122
7-Sep-12	13:00	Cloudy	004880	2.7707	2.7760	12044.98	12045.98	1.00	1.57	1.57	1.57	94	56
13-Sep-12	8:00	Sunny	003611	2.8855	2.8971	12069.98	12070.98	1.00	1.56	1.56	1.56	94	124
13-Sep-12	9:10	Sunny	003613	2.9051	2.9190	12070.98	12071.98	1.00	1.56	1.56	1.56	94	148
13-Sep-12	10:10	Sunny	003615	2.8860	2.8986	12071.98	12072.98	1.00	1.56	1.56	1.56	94	134
19-Sep-12	8:00	Cloudy	003550	2.7965	2.8191	12130.90	12131.92	1.02	1.57	1.57	1.57	96	235
19-Sep-12	9:05	Cloudy	003548	2.7819	2.8002	12131.92	12132.92	1.00	1.67	1.67	1.67	100	183
19-Sep-12	10:10	Cloudy	003528	2.7581	2.7766	12132.92	12133.92	1.00	1.72	1.72	1.72	103	180
25-Sep-12	8:00	Cloudy	003546	2.7777	2.7910	12181.90	12182.90	1.00	1.62	1.62	1.62	97	137
25-Sep-12	9:03	Cloudy	003544	2.8006	2.8150	12182.90	12183.90	1.00	1.62	1.62	1.62	97	148
25-Sep-12	10:05	Cloudy	003542	2.7836	2.7965	12183.90	12184.90	1.00	1.62	1.62	1.62	97	133



Location: CMA4a - SPCA

Report on 24-hour TSP monitoring

Action Level ( $\mu\text{g}/\text{m}^3$ ) - 171.2  
Limit Level ( $\mu\text{g}/\text{m}^3$ ) - 260

Date	Sampling Time	Weather Condition	Filter paper no.	Filter Weight, g		Elapse Time, hr		Sampling Time, hr	Flow Rate, $\text{m}^3/\text{min}$			Total Volume, $\text{m}^3$	TSP Level, $\mu\text{g}/\text{m}^3$
				Initial	Final	Initial	Final		Initial, $Q_{si}$	Final, $Q_{sf}$	Average		
31-Aug-12	8:00	Cloudy	003497	2.7891	2.8683	15472.13	15496.13	24.00	1.38	1.38	1.38	1987	40
6-Sep-12	8:00	Cloudy	003354	2.7496	2.8563	15499.13	15523.13	24.00	1.28	1.28	1.28	1843	58
12-Sep-12	8:00	Sunny	004878	2.7444	2.8230	15526.13	15550.13	24.00	1.33	1.33	1.33	1915	41
18-Sep-12	8:00	Cloudy	004888	2.7277	2.9309	15553.12	15577.12	24.00	1.28	1.28	1.28	1843	110
25-Sep-12	17:00	Rainy	003538	2.7732	2.9105	15593.50	15617.50	24.00	1.28	1.28	1.28	1843	74

\* Due to lack of electricity supply, the 24 hr-TSP was rescheduled from 24 Sep 12 to 25 Sep 12

Report on 1-hour TSP monitoring

Action Level ( $\mu\text{g}/\text{m}^3$ ) - 312.5  
Limit Level ( $\mu\text{g}/\text{m}^3$ ) - 500

Date	Sampling Time	Weather Condition	Filter paper no.	Filter Weight, g		Elapse Time, hr		Sampling Time, hr	Flow Rate, $\text{m}^3/\text{min}$			Total Volume, $\text{m}^3$	TSP Level, $\mu\text{g}/\text{m}^3$
				Initial	Final	Initial	Final		Initial, $Q_{si}$	Final, $Q_{sf}$	Average		
1-Sep-12	8:30	Cloudy	003374	2.7573	2.7673	15496.13	15497.13	1.00	1.23	1.23	1.23	74	136
1-Sep-12	9:32	Cloudy	003245	2.7874	2.7922	15497.13	15498.13	1.00	1.23	1.23	1.23	74	65
1-Sep-12	10:45	Cloudy	003184	2.7642	2.7716	15498.13	15499.13	1.00	1.23	1.23	1.23	74	100
7-Sep-12	8:50	Cloudy	004891	2.7750	2.7788	15523.13	15524.13	1.00	1.28	1.28	1.28	77	49
7-Sep-12	9:53	Cloudy	004883	2.7379	2.7442	15524.13	15525.13	1.00	1.18	1.23	1.20	72	87
7-Sep-12	10:56	Cloudy	004881	2.7608	2.7645	15525.13	15526.13	1.00	1.23	1.23	1.23	74	50
13-Sep-12	8:10	Sunny	004886	2.7556	2.7604	15550.12	15551.12	1.00	1.33	1.33	1.33	80	60
13-Sep-12	9:10	Sunny	004887	2.7344	2.7392	15551.12	15552.12	1.00	1.33	1.33	1.33	80	60
13-Sep-12	10:10	Sunny	003614	2.9024	2.9086	15552.12	15553.12	1.00	1.23	1.23	1.23	74	84
19-Sep-12	8:10	Cloudy	003549	2.7894	2.8030	15577.12	15578.12	1.00	1.28	1.28	1.28	77	177
19-Sep-12	9:15	Cloudy	003527	2.7597	2.7727	15578.12	15579.12	1.00	1.28	1.28	1.28	77	169
19-Sep-12	10:20	Cloudy	003547	2.8076	2.8217	15579.12	15580.12	1.00	1.28	1.28	1.28	77	183
25-Sep-12	13:00	Cloudy	003545	2.7950	2.8107	15590.50	15591.50	1.00	1.23	1.23	1.23	74	212
25-Sep-12	14:00	Cloudy	003543	2.7817	2.7895	15591.50	15592.50	1.00	1.23	1.23	1.23	74	106
25-Sep-12	15:00	Cloudy	003539	2.7825	2.7930	15592.50	15593.50	1.00	1.23	1.23	1.23	74	142



Location: CMA5a - Children Garden opposite to Pedestrian Plaza

Report on 24-hour TSP monitoring

Action Level ( $\mu\text{g}/\text{m}^3$ ) - 181  
 Limit Level ( $\mu\text{g}/\text{m}^3$ ) - 260

Date	Sampling Time	Weather Condition	Filter paper no.	Filter Weight, g		Elapse Time, hr		Sampling Time, hr	Flow Rate, $\text{m}^3/\text{min}$			Total Volume, $\text{m}^3$	TSP Level, $\mu\text{g}/\text{m}^3$
				Initial	Final	Initial	Final		Initial, $Q_{si}$	Final, $Q_{sf}$	Average		
1-Sep-12	14:40	Cloudy	003566	2.7647	2.8604	16495.92	16519.92	24.00	1.46	1.46	1.46	2102	46
6-Sep-12	8:00	Cloudy	004890	2.7659	2.8844	16500.67	16524.67	24.00	1.46	1.47	1.46	2102	56
12-Sep-12	8:00	Sunny	004864	2.7521	2.8274	16527.66	16551.66	24.00	1.46	1.46	1.46	2102	36
18-Sep-12	8:00	Cloudy	003532	2.7728	2.9872	16554.69	16578.69	24.00	1.47	1.47	1.47	2117	101
26-Sep-12	18:00	Cloudy	003469	2.7874	2.9594	16585.49	16609.49	24.00	1.47	1.46	1.46	2102	82

\* Due to lack of electricity supply, the 24 hr-TSP was rescheduled from 31 Aug and 24 Sep 12 to 1 and 26 Sep 12

Report on 1-hour TSP monitoring

Action Level ( $\mu\text{g}/\text{m}^3$ ) - 332  
 Limit Level ( $\mu\text{g}/\text{m}^3$ ) - 500

Date	Sampling Time	Weather Condition	Filter paper no.	Filter Weight, g		Elapse Time, hr		Sampling Time, hr	Flow Rate, $\text{m}^3/\text{min}$			Total Volume, $\text{m}^3$	TSP Level, $\mu\text{g}/\text{m}^3$
				Initial	Final	Initial	Final		Initial, $Q_{si}$	Final, $Q_{sf}$	Average		
1-Sep-12	8:20	Cloudy	002967	2.7930	2.8020	16492.91	16493.91	1.00	1.46	1.46	1.46	88	103
1-Sep-12	9:30	Cloudy	003243	2.7929	2.8026	16494.91	16495.91	1.00	1.46	1.46	1.46	88	110
1-Sep-12	10:40	Cloudy	003297	2.8022	2.8255	16493.91	16494.91	1.00	1.46	1.46	1.46	88	265
7-Sep-12	8:55	Cloudy	003224	2.7587	2.7684	16524.67	16525.67	1.00	1.47	1.47	1.47	88	110
7-Sep-12	9:58	Cloudy	004879	2.7371	2.7411	16526.67	16527.67	1.00	1.47	1.47	1.47	88	45
7-Sep-12	11:07	Cloudy	004862	2.7507	2.7563	16525.67	16526.67	1.00	1.47	1.47	1.47	88	64
13-Sep-12	13:00	Sunny	003901	2.7192	2.7343	16551.69	16552.69	1.00	1.46	1.46	1.46	88	172
13-Sep-12	14:00	Sunny	003535	2.7792	2.7884	16553.69	16554.69	1.00	1.46	1.46	1.46	88	105
13-Sep-12	15:00	Sunny	003534	2.7845	2.7938	16552.69	16553.69	1.00	1.46	1.46	1.46	88	106
19-Sep-12	8:28	Cloudy	003479	2.7975	2.8116	16578.69	16579.69	1.00	1.47	1.47	1.47	88	160
19-Sep-12	9:33	Cloudy	003476	2.8107	2.8202	16580.69	16581.69	1.00	1.20	1.20	1.20	72	132
19-Sep-12	10:40	Cloudy	003473	2.8185	2.8329	16579.69	16580.69	1.00	1.47	1.47	1.47	88	163
25-Sep-12	8:00	Cloudy	003477	2.8263	2.8435	16581.69	16582.69	1.00	1.47	1.47	1.47	88	195
25-Sep-12	10:00	Cloudy	003464	2.7960	2.8057	16583.69	16584.69	1.00	1.47	1.47	1.47	88	110
25-Sep-12	11:00	Cloudy	003468	2.8038	2.8135	16582.69	16583.69	1.00	1.47	1.47	1.47	88	110



Location: MA1e - International Finance Centre (Eastern Wing)

Report on 24-hour TSP monitoring

Action Level ( $\mu\text{g}/\text{m}^3$ ) - 173.4  
 Limit Level ( $\mu\text{g}/\text{m}^3$ ) - 260

Date	Sampling Time	Weather Condition	Filter paper no.	Filter Weight, g		Elapse Time, hr		Sampling Time, hr	Flow Rate, $\text{m}^3/\text{min}$			Total Volume, $\text{m}^3$	TSP Level, $\mu\text{g}/\text{m}^3$
				Initial	Final	Initial	Final		Initial, $Q_{si}$	Final, $Q_{sf}$	Average		
1-Sep-12	12:10	Cloudy	003612	2.9012	2.9907	9156.35	9180.35	24.00	1.24	1.24	1.24	1786	50
6-Sep-12	8:00	Cloudy	003227	2.7551	2.8244	9180.35	9204.35	24.00	1.20	1.20	1.20	1728	40
12-Sep-12	8:00	Sunny	003219	2.7791	2.8314	9207.35	9231.35	24.00	1.19	1.19	1.19	1714	31
18-Sep-12	8:00	Cloudy	002929	2.7710	2.9430	9234.36	9258.35	23.99	1.24	1.24	1.24	1785	96
24-Sep-12	8:00	Cloudy	004819	2.7538	2.8889	9261.35	9285.35	24.00	1.22	1.22	1.22	1757	77

\* Due to lack of electricity supply, the 24 hr-TSP was rescheduled from 31 Aug 2012 to 1 Sep 2012

Report on 1-hour TSP monitoring

Action Level ( $\mu\text{g}/\text{m}^3$ ) - 325.1  
 Limit Level ( $\mu\text{g}/\text{m}^3$ ) - 500

Date	Sampling Time	Weather Condition	Filter paper no.	Filter Weight, g		Elapse Time, hr		Sampling Time, hr	Flow Rate, $\text{m}^3/\text{min}$			Total Volume, $\text{m}^3$	TSP Level, $\mu\text{g}/\text{m}^3$
				Initial	Final	Initial	Final		Initial, $Q_{si}$	Final, $Q_{sf}$	Average		
1-Sep-12	8:00	Cloudy	003153	2.7515	2.7626	9153.35	9154.35	1.00	1.24	1.24	1.24	74	149
1-Sep-12	9:00	Cloudy	003260	2.7847	2.7926	9154.35	9155.35	1.00	1.24	1.24	1.24	74	106
1-Sep-12	10:00	Cloudy	003254	2.8101	2.8152	9155.35	9156.35	1.00	1.24	1.24	1.24	74	69
7-Sep-12	9:20	Cloudy	003891	2.7056	2.7108	9204.35	9205.35	1.00	1.20	1.20	1.20	72	72
7-Sep-12	10:25	Cloudy	003223	2.7528	2.7605	9205.35	9206.35	1.00	1.20	1.20	1.20	72	107
7-Sep-12	13:00	Cloudy	003221	2.7535	2.7592	9206.35	9207.35	1.00	1.20	1.20	1.20	72	79
13-Sep-12	8:30	Sunny	002926	2.7824	2.7886	9231.35	9232.35	1.00	1.24	1.24	1.24	74	83
13-Sep-12	9:36	Sunny	002422	2.7398	2.7495	9232.35	9233.35	1.00	1.24	1.24	1.24	74	131
13-Sep-12	10:59	Sunny	002925	2.7814	2.7873	9233.35	9234.35	1.00	1.24	1.24	1.24	74	79
19-Sep-12	8:00	Cloudy	003899	2.7284	2.7360	9258.35	9259.35	1.00	1.22	1.22	1.22	73	104
19-Sep-12	9:05	Cloudy	003897	2.7256	2.7350	9259.35	9260.35	1.00	1.22	1.22	1.22	73	128
19-Sep-12	10:10	Cloudy	003895	2.7273	2.7350	9260.35	9261.35	1.00	1.22	1.22	1.22	73	105
25-Sep-12	8:00	Cloudy	004821	2.7341	2.7420	9285.35	9286.35	1.00	1.20	1.20	1.20	72	110
25-Sep-12	9:10	Cloudy	003902	2.7289	2.7360	9286.35	9287.35	1.00	1.20	1.20	1.20	72	99
25-Sep-12	10:20	Cloudy	004832	2.7380	2.7437	9287.35	9288.35	1.00	1.20	1.20	1.20	72	79



Location: MA1w - International Finance Centre (Western Wing)

Report on 24-hour TSP monitoring

Action Level ( $\mu\text{g}/\text{m}^3$ ) - 173.4  
 Limit Level ( $\mu\text{g}/\text{m}^3$ ) - 260

Date	Sampling Time	Weather Condition	Filter paper no.	Filter Weight, g		Elapse Time, hr		Sampling Time, hr	Flow Rate, $\text{m}^3/\text{min}$			Total Volume, $\text{m}^3$	TSP Level, $\mu\text{g}/\text{m}^3$
				Initial	Final	Initial	Final		Initial, $Q_{si}$	Final, $Q_{sf}$	Average		
31-Aug-12	8:00	Cloudy	003376	2.7563	2.8461	12271.08	12295.08	24.00	1.34	1.58	1.46	2102	43
7-Sep-12	14:20	Cloudy	003903	2.7405	2.8370	12301.07	12325.07	24.00	1.35	1.35	1.35	1944	50
12-Sep-12	8:00	Sunny	003609	2.8780	2.9416	12325.07	12349.07	24.00	1.34	1.34	1.34	1930	33
18-Sep-12	8:00	Cloudy	002930	2.7854	2.9752	12352.60	12376.60	24.00	1.35	1.35	1.35	1944	98
24-Sep-12	8:00	Rainy	004820	2.7581	2.9004	12379.60	12403.60	24.00	1.35	1.35	1.35	1944	73

\* Due to lack of electricity supply, the 24 hr-TSP was rescheduled from 6 Sep 12 to 7 Sep 12

Report on 1-hour TSP monitoring

Action Level ( $\mu\text{g}/\text{m}^3$ ) - 325.1  
 Limit Level ( $\mu\text{g}/\text{m}^3$ ) - 500

Date	Sampling Time	Weather Condition	Filter paper no.	Filter Weight, g		Elapse Time, hr		Sampling Time, hr	Flow Rate, $\text{m}^3/\text{min}$			Total Volume, $\text{m}^3$	TSP Level, $\mu\text{g}/\text{m}^3$
				Initial	Final	Initial	Final		Initial, $Q_{si}$	Final, $Q_{sf}$	Average		
1-Sep-12	8:10	Cloudy	003255	2.8129	2.8193	12295.08	12296.08	1.00	1.62	1.62	1.62	97	66
1-Sep-12	9:10	Cloudy	003256	2.7926	2.8055	12296.08	12297.08	1.00	1.62	1.62	1.62	97	132
1-Sep-12	10:10	Cloudy	003257	2.7954	2.8053	12297.08	12298.08	1.00	1.62	1.62	1.62	97	102
7-Sep-12	9:25	Cloudy	003258	2.7803	2.7942	12298.07	12299.07	1.00	1.35	1.35	1.35	81	172
7-Sep-12	10:40	Cloudy	003222	2.7627	2.7721	12299.07	12300.07	1.00	1.35	1.35	1.35	81	116
7-Sep-12	13:00	Cloudy	003220	2.7643	2.7723	12300.07	12301.07	1.00	1.35	1.35	1.35	81	99
13-Sep-12	8:35	Sunny	002924	2.7633	2.7698	12349.07	12350.07	1.00	1.34	1.34	1.34	81	81
13-Sep-12	9:45	Sunny	002928	2.7824	2.7886	12350.60	12351.60	1.00	1.34	1.34	1.34	81	77
13-Sep-12	14:00	Sunny	002423	2.7295	2.7371	12351.60	12352.60	1.00	1.34	1.34	1.34	81	94
19-Sep-12	8:05	Cloudy	003898	2.7038	2.7146	12376.60	12377.60	1.00	1.35	1.35	1.35	81	134
19-Sep-12	9:10	Cloudy	003896	2.7173	2.7286	12377.60	12378.60	1.00	1.35	1.35	1.35	81	140
19-Sep-12	10:15	Cloudy	003894	2.7084	2.7186	12378.60	12379.60	1.00	1.27	1.23	1.25	75	136
25-Sep-12	8:05	Cloudy	003892	2.7009	2.7109	12403.60	12404.60	1.00	1.33	1.33	1.33	80	126
25-Sep-12	9:20	Cloudy	004833	2.7350	2.7431	12404.60	12405.60	1.00	1.33	1.33	1.33	80	102
25-Sep-12	10:25	Cloudy	004831	2.7436	2.7512	12405.60	12406.60	1.00	1.33	1.33	1.33	80	95



Location: CMA1b - Oil St Community Liaison Centre

Report on 24-hour TSP monitoring

Action Level ( $\mu\text{g}/\text{m}^3$ ) - 176.7

Limit Level ( $\mu\text{g}/\text{m}^3$ ) - 260

Date	Sampling Time	Weather Condition	Filter paper no.	Filter Weight, g		Elapse Time, hr		Sampling Time, hr	Flow Rate, $\text{m}^3/\text{min}$			Total Volume, $\text{m}^3$	TSP Level, $\mu\text{g}/\text{m}^3$
				Initial	Final	Initial	Final		Initial, $Q_{si}$	Final, $Q_{sf}$	Average		
29-Sep-12	8:00	Fine	004849	2.7393	2.8849	1708.15	1732.15	24.00	1.11	1.11	1.11	1598	91
5-Oct-12	8:00	Fine	004841	2.7506	2.9200	1735.14	1759.14	24.00	1.11	1.20	1.16	1670	101
11-Oct-12	8:00	Fine	003516	2.7926	3.0797	1762.14	1786.14	24.00	1.20	1.16	1.18	1699	169
17-Oct-12	8:00	Fine	003843	2.6832	2.8749	1789.14	1813.14	24.00	1.18	1.16	1.17	1685	114
22-Oct-12	8:00	Fine	003565	2.7752	2.9629	1816.14	1840.14	24.00	1.21	1.18	1.19	1685	111

Report on 1-hour TSP monitoring

Action Level ( $\mu\text{g}/\text{m}^3$ ) - 320.1

Limit Level ( $\mu\text{g}/\text{m}^3$ ) - 500

Date	Sampling Time	Weather Condition	Filter paper no.	Filter Weight, g		Elapse Time, hr		Sampling Time, hr	Flow Rate, $\text{m}^3/\text{min}$			Total Volume, $\text{m}^3$	TSP Level, $\mu\text{g}/\text{m}^3$
				Initial	Final	Initial	Final		Initial, $Q_{si}$	Final, $Q_{sf}$	Average		
3-Oct-12	8:14	Fine	004848	2.7476	2.7579	1732.14	1733.14	1.00	1.25	1.20	1.23	74	140
3-Oct-12	9:21	Fine	004846	2.7536	2.7605	1733.14	1734.14	1.00	1.02	0.97	0.99	60	116
3-Oct-12	10:38	Fine	004844	2.7688	2.7792	1734.14	1735.14	1.00	1.20	1.20	1.20	72	144
6-Oct-12	13:00	Fine	003577	2.7619	2.7708	1759.14	1760.14	1.00	0.97	0.93	0.95	57	156
6-Oct-12	14:40	Fine	003584	2.7769	2.7850	1760.14	1761.14	1.00	1.11	1.11	1.11	67	122
6-Oct-12	15:45	Fine	003582	2.7807	2.7890	1761.14	1762.14	1.00	1.20	1.16	1.18	71	117
12-Oct-12	8:00	Fine	003834	2.6940	2.7058	1786.14	1787.14	1.00	1.16	1.11	1.14	68	173
12-Oct-12	9:10	Fine	003844	2.7033	2.7200	1787.14	1788.14	1.00	1.21	1.16	1.18	71	236
12-Oct-12	10:30	Fine	003840	2.7146	2.7264	1788.14	1789.14	1.00	1.16	1.16	1.16	70	170
18-Oct-12	8:05	Fine	003562	2.7837	2.7992	1813.14	1814.14	1.00	1.23	1.21	1.22	73	212
18-Oct-12	9:10	Fine	003556	2.7947	2.8129	1814.14	1815.14	1.00	1.21	1.18	1.20	72	254
18-Oct-12	10:15	Fine	003564	2.7779	2.7969	1815.14	1816.14	1.00	1.21	1.18	1.20	72	265
24-Oct-12	8:40	Fine	004076	2.7914	2.8056	1840.14	1841.14	1.00	1.25	1.23	1.24	74	191
24-Oct-12	9:44	Fine	004079	2.7977	2.8108	1841.14	1842.14	1.00	1.23	1.23	1.23	74	178
24-Oct-12	10:49	Fine	004082	2.8188	2.8296	1842.14	1843.14	1.00	1.16	1.16	1.16	70	155





Location: CMA2a - Causeway Bay Community Centre

Report on 24-hour TSP monitoring  
Action Level ( $\mu\text{g}/\text{m}^3$ ) - 169.5  
Limit Level ( $\mu\text{g}/\text{m}^3$ ) - 260

Date	Sampling Time	Weather Condition	Filter paper no.	Filter Weight, g		Elapse Time, hr		Sampling Time, hr	Flow Rate, $\text{m}^3/\text{min}$			Total Volume, $\text{m}^3$	TSP Level, $\mu\text{g}/\text{m}^3$
				Initial	Final	Initial	Final		Initial, $Q_{si}$	Final, $Q_{sf}$	Average		
29-Sep-12	8:00	Fine	003379	2.7526	2.9689	11401.62	11425.62	24.00	1.48	1.48	1.48	2131	101
5-Oct-12	8:00	Fine	004842	2.7668	2.9155	11428.62	11452.62	24.00	1.53	1.53	1.53	2203	67
11-Oct-12	8:00	Fine	003581	2.7689	2.9305	11455.62	11479.62	24.00	1.32	1.30	1.31	1886	86
17-Oct-12	8:00	Fine	003580	2.7671	3.0055	11482.61	11506.61	24.00	1.48	1.48	1.48	2131	112
24-Oct-12	12:00	Fine	004084	2.7927	3.0033	11533.99	11557.99	24.00	1.44	1.48	1.46	2102	100

\*Due to lack of electricity supply, the 24 hr-TSP was rescheduled from 22 Oct 2012 to 24 Oct 2012

Report on 1-hour TSP monitoring  
Action Level ( $\mu\text{g}/\text{m}^3$ ) - 323.4  
Limit Level ( $\mu\text{g}/\text{m}^3$ ) - 500

Date	Sampling Time	Weather Condition	Filter paper no.	Filter Weight, g		Elapse Time, hr		Sampling Time, hr	Flow Rate, $\text{m}^3/\text{min}$			Total Volume, $\text{m}^3$	TSP Level, $\mu\text{g}/\text{m}^3$
				Initial	Final	Initial	Final		Initial, $Q_{si}$	Final, $Q_{sf}$	Average		
3-Oct-12	8:26	Fine	004847	2.7365	2.7475	11425.62	11426.62	1.00	1.48	1.48	1.48	89	124
3-Oct-12	9:30	Fine	004845	2.7636	2.7730	11426.62	11427.62	1.00	1.48	1.48	1.48	89	106
3-Oct-12	10:49	Fine	004843	2.7562	2.7657	11427.62	11428.62	1.00	1.48	1.48	1.48	89	107
6-Oct-12	13:00	Fine	003592	2.7758	2.7818	11452.62	11453.62	1.00	1.44	1.44	1.44	86	70
6-Oct-12	14:25	Fine	003585	2.7679	2.7764	11453.52	11454.52	1.00	1.44	1.44	1.44	86	99
6-Oct-12	15:30	Fine	003583	2.7580	2.7659	11454.52	11455.52	1.00	1.44	1.44	1.44	86	92
12-Oct-12	8:00	Fine	003845	2.7018	2.7158	11479.62	11480.62	1.00	1.53	1.53	1.53	92	152
12-Oct-12	9:05	Fine	003514	2.8020	2.8140	11480.62	11481.62	1.00	1.48	1.44	1.46	88	137
12-Oct-12	10:15	Fine	003579	2.7680	2.7823	11481.62	11482.62	1.00	1.48	1.48	1.48	89	161
18-Oct-12	8:05	Fine	003557	2.8005	2.8138	11506.61	11507.61	1.00	1.48	1.48	1.48	89	149
18-Oct-12	9:10	Fine	003563	2.7825	2.7965	11507.61	11508.61	1.00	1.46	1.46	1.46	88	160
18-Oct-12	10:15	Fine	003555	2.8062	2.8221	11508.61	11509.61	1.00	1.48	1.48	1.48	89	179
24-Oct-12	8:28	Fine	004075	2.8176	2.8274	11530.99	11531.99	1.00	1.48	1.48	1.48	89	110
24-Oct-12	9:34	Fine	004078	2.8104	2.8214	11531.99	11532.99	1.00	1.46	1.46	1.46	88	126
24-Oct-12	10:37	Fine	004081	2.8120	2.8237	11532.99	11533.99	1.00	1.46	1.48	1.47	88	133



Location: CMA3a - CWB PRE Site Office Area

Report on 24-hour TSP monitoring  
 Action Level ( $\mu\text{g}/\text{m}^3$ ) - 171  
 Limit Level ( $\mu\text{g}/\text{m}^3$ ) - 260

Date	Sampling Time	Weather Condition	Filter paper no.	Filter Weight, g		Elapse Time, hr		Sampling Time, hr	Flow Rate, $\text{m}^3/\text{min}$			Total Volume, $\text{m}^3$	TSP Level, $\mu\text{g}/\text{m}^3$
				Initial	Final	Initial	Final		Initial, $Q_{si}$	Final, $Q_{sf}$	Average		
29-Sep-12	8:00	Fine	003540	2.7857	3.0898	12184.90	12208.90	24.00	1.52	1.52	1.52	2189	139
5-Oct-12	8:00	Fine	003616	2.8887	3.1377	12211.88	12235.88	24.00	1.57	1.57	1.57	2261	110
11-Oct-12	8:00	Fine	003591	2.7630	3.1436	12238.88	12262.88	24.00	1.54	1.57	1.56	2246	169
17-Oct-12	8:00	Fine	003567	2.7586	3.1077	12265.88	12289.88	24.00	1.47	1.47	1.47	2117	165
22-Oct-12	8:00	Fine	003236	2.7830	3.0558	12292.88	12316.88	24.00	1.54	1.64	1.59	2290	119

Report on 1-hour TSP monitoring  
 Action Level ( $\mu\text{g}/\text{m}^3$ ) - 311.3  
 Limit Level ( $\mu\text{g}/\text{m}^3$ ) - 500

Date	Sampling Time	Weather Condition	Filter paper no.	Filter Weight, g		Elapse Time, hr		Sampling Time, hr	Flow Rate, $\text{m}^3/\text{min}$			Total Volume, $\text{m}^3$	TSP Level, $\mu\text{g}/\text{m}^3$
				Initial	Final	Initial	Final		Initial, $Q_{si}$	Final, $Q_{sf}$	Average		
3-Oct-12	8:00	Fine	003858	2.6930	2.7168	12208.90	12209.90	1.00	1.62	1.62	1.62	97	246
3-Oct-12	9:05	Fine	003519	2.8129	2.8338	12209.90	12210.90	1.00	1.62	1.62	1.62	97	216
3-Oct-12	10:15	Fine	003518	2.8051	2.8232	12210.90	12211.90	1.00	1.71	1.71	1.71	103	176
6-Oct-12	8:05	Fine	003590	2.7566	2.7722	12235.88	12236.88	1.00	1.62	1.62	1.62	97	161
6-Oct-12	9:10	Fine	003587	2.7626	2.7790	12236.88	12237.88	1.00	1.62	1.62	1.62	97	169
6-Oct-12	10:15	Fine	003530	2.7584	2.7810	12237.88	12238.88	1.00	1.62	1.62	1.62	97	233
12-Oct-12	8:10	Fine	003558	2.7947	2.8222	12262.88	12263.88	1.00	1.57	1.57	1.57	94	292
12-Oct-12	9:14	Fine	003598	2.8821	2.9055	12263.88	12264.88	1.00	1.57	1.57	1.57	94	248
12-Oct-12	10:20	Fine	003596	2.8743	2.8915	12264.88	12265.88	1.00	1.72	1.72	1.72	103	167
18-Oct-12	8:04	Fine	003523	2.7591	2.7781	12289.88	12290.88	1.00	1.57	1.59	1.58	95	200
18-Oct-12	9:13	Fine	003521	2.7753	2.7951	12290.88	12291.88	1.00	1.55	1.55	1.55	93	213
18-Oct-12	10:20	Fine	004834	2.7401	2.7588	12291.88	12292.88	1.00	1.59	1.55	1.57	94	198
24-Oct-12	8:10	Fine	003969	2.7388	2.7585	12316.88	12317.88	1.00	1.54	1.50	1.52	91	216
24-Oct-12	9:15	Fine	003967	2.7243	2.7490	12317.88	12318.88	1.00	1.50	1.54	1.52	91	271
24-Oct-12	10:20	Fine	003965	2.7236	2.7475	12318.88	12319.88	1.00	1.54	1.50	1.52	91	262



Location: CMA4a - SPCA

Report on 24-hour TSP monitoring

Action Level ( $\mu\text{g}/\text{m}^3$ ) - 171.2  
Limit Level ( $\mu\text{g}/\text{m}^3$ ) - 260

Date	Sampling Time	Weather Condition	Filter paper no.	Filter Weight, g		Elapse Time, hr		Sampling Time, hr	Flow Rate, $\text{m}^3/\text{min}$			Total Volume, $\text{m}^3$	TSP Level, $\mu\text{g}/\text{m}^3$
				Initial	Final	Initial	Final		Initial, $Q_{si}$	Final, $Q_{sf}$	Average		
3-Oct-12	14:05	Fine	003569	2.7563	2.9794	15624.21	15648.21	24.00	1.18	1.18	1.18	1699	131
5-Oct-12	8:00	Fine	004894	2.7575	2.9279	15648.22	15672.22	24.00	1.23	1.23	1.23	1771	96
11-Oct-12	8:00	Fine	003529	2.7569	3.0586	15675.22	15699.22	24.00	1.23	1.23	1.23	1771	170
17-Oct-12	8:00	Fine	003595	2.8923	3.1054	15702.22	15726.21	23.99	1.29	1.32	1.31	1886	113
22-Oct-12	8:00	Fine	003235	2.7832	2.9832	15729.21	15753.21	24.00	1.32	1.32	1.32	1886	106

\*Due to lack of electricity supply, the 24 hr-TSP was rescheduled from 29 Sep 2012 to 3 Oct 2012

Report on 1-hour TSP monitoring

Action Level ( $\mu\text{g}/\text{m}^3$ ) - 312.5  
Limit Level ( $\mu\text{g}/\text{m}^3$ ) - 500

Date	Sampling Time	Weather Condition	Filter paper no.	Filter Weight, g		Elapse Time, hr		Sampling Time, hr	Flow Rate, $\text{m}^3/\text{min}$			Total Volume, $\text{m}^3$	TSP Level, $\mu\text{g}/\text{m}^3$
				Initial	Final	Initial	Final		Initial, $Q_{si}$	Final, $Q_{sf}$	Average		
3-Oct-12	8:00	Fine	003855	2.7047	2.7194	15621.21	15622.21	1.00	1.23	1.23	1.23	74	199
3-Oct-12	10:00	Fine	003517	2.8139	2.8242	15622.21	15623.21	1.00	1.13	1.13	1.13	68	152
3-Oct-12	13:00	Fine	003570	2.7873	2.7992	15623.21	15624.21	1.00	1.18	1.18	1.18	71	168
6-Oct-12	8:05	Fine	003589	2.7405	2.7509	15672.22	15673.22	1.00	1.23	1.23	1.23	74	141
6-Oct-12	9:12	Fine	003588	2.7635	2.7729	15673.22	15674.22	1.00	1.23	1.23	1.23	74	127
6-Oct-12	10:18	Fine	003537	2.7813	2.7892	15674.22	15675.22	1.00	1.23	1.23	1.23	74	107
12-Oct-12	8:00	Fine	003599	2.8705	2.8870	15699.22	15700.22	1.00	1.26	1.26	1.26	76	218
12-Oct-12	9:05	Fine	003560	2.8016	2.8174	15700.22	15701.22	1.00	1.26	1.23	1.25	75	211
12-Oct-12	10:10	Fine	003597	2.8900	2.9047	15701.22	15702.22	1.00	1.26	1.26	1.26	76	194
18-Oct-12	8:16	Fine	003522	2.7557	2.7698	15726.11	15727.11	1.00	1.35	1.35	1.35	81	175
18-Oct-12	9:25	Fine	004835	2.7379	2.7500	15727.11	15728.11	1.00	1.37	1.37	1.37	82	147
18-Oct-12	10:30	Fine	003377	2.7644	2.7798	15728.11	15729.11	1.00	1.37	1.37	1.37	82	187
24-Oct-12	8:00	Fine	003970	2.7328	2.7450	15753.21	15754.21	1.00	1.41	1.37	1.39	83	146
24-Oct-12	9:05	Fine	003968	2.7296	2.7430	15754.21	15755.21	1.00	1.27	1.34	1.31	78	171
24-Oct-12	10:10	Fine	003966	2.7189	2.7293	15755.21	15756.21	1.00	1.18	1.18	1.18	71	147



Location: CMA5a - Children Garden opposite to Pedestrian Plaza

Report on 24-hour TSP monitoring

Action Level ( $\mu\text{g}/\text{m}^3$ ) - 181  
Limit Level ( $\mu\text{g}/\text{m}^3$ ) - 260

Date	Sampling Time	Weather Condition	Filter paper no.	Filter Weight, g		Elapse Time, hr		Sampling Time, hr	Flow Rate, $\text{m}^3/\text{min}$			Total Volume, $\text{m}^3$	TSP Level, $\mu\text{g}/\text{m}^3$
				Initial	Final	Initial	Final		Initial, $Q_{si}$	Final, $Q_{sf}$	Average		
29-Sep-12	8:00	Fine	004829	2.7496	3.0068	16609.49	16633.49	24.00	1.47	1.47	1.47	2117	122
5-Oct-12	8:00	Fine	004836	2.7308	2.9560	16636.49	16660.48	23.99	1.47	1.47	1.47	2117	106
11-Oct-12	8:00	Fine	003594	2.7712	3.1107	16663.50	16687.50	24.00	1.52	1.52	1.52	2189	155
17-Oct-12	8:00	Fine	003841	2.6978	2.9206	16690.50	16714.50	24.00	1.37	1.48	1.42	2045	109
22-Oct-12	8:00	Fine	003507	2.8030	3.0118	16717.50	16741.50	24.00	1.48	1.48	1.48	2131	98

Report on 1-hour TSP monitoring

Action Level ( $\mu\text{g}/\text{m}^3$ ) - 332  
Limit Level ( $\mu\text{g}/\text{m}^3$ ) - 500

Date	Sampling Time	Weather Condition	Filter paper no.	Filter Weight, g		Elapse Time, hr		Sampling Time, hr	Flow Rate, $\text{m}^3/\text{min}$			Total Volume, $\text{m}^3$	TSP Level, $\mu\text{g}/\text{m}^3$
				Initial	Final	Initial	Final		Initial, $Q_{si}$	Final, $Q_{sf}$	Average		
3-Oct-12	13:00	Fine	004840	2.7660	2.7779	16633.49	16634.49	1.00	1.28	1.28	1.28	77	155
3-Oct-12	14:20	Fine	003568	2.7624	2.7777	16635.49	16636.49	1.00	1.36	1.36	1.36	82	188
3-Oct-12	15:40	Fine	004837	2.7343	2.7498	16634.49	16635.49	1.00	1.49	1.49	1.49	90	173
6-Oct-12	13:00	Fine	003458	2.8073	2.8187	16660.50	16661.50	1.00	1.36	1.36	1.36	82	140
6-Oct-12	14:11	Fine	003459	2.7975	2.8123	16662.50	16663.50	1.00	1.47	1.47	1.47	88	168
6-Oct-12	15:15	Fine	003461	2.8040	2.8160	16661.50	16662.50	1.00	1.47	1.47	1.47	88	136
12-Oct-12	13:00	Fine	003561	2.7877	2.8049	16687.50	16688.50	1.00	1.36	1.36	1.36	82	210
12-Oct-12	14:18	Fine	003511	2.8093	2.8228	16689.50	16690.50	1.00	1.36	1.36	1.36	82	165
12-Oct-12	16:20	Fine	003510	2.8141	2.8304	16688.50	16689.50	1.00	1.36	1.31	1.33	80	204
18-Oct-12	13:00	Fine	003513	2.7789	2.7931	16714.5	16715.5	1.00	1.37	1.37	1.37	82	173
18-Oct-12	14:03	Fine	003509	2.8038	2.8214	16716.5	16717.5	1.00	1.51	1.51	1.51	91	194
18-Oct-12	15:10	Fine	003554	2.8108	2.8273	16715.5	16716.5	1.00	1.40	1.37	1.39	83	198
24-Oct-12	10:45	Fine	003914	2.7208	2.7350	16741.5	16742.5	1.00	1.48	1.45	1.47	88	161
24-Oct-12	13:00	Fine	003456	2.8099	2.8231	16743.5	16744.5	1.00	1.48	1.48	1.48	89	149
24-Oct-12	14:20	Fine	003960	2.7304	2.7430	16742.5	16743.5	1.00	1.42	1.48	1.45	87	145



Location: MA1e - International Finance Centre (Eastern Wing)

Report on 24-hour TSP monitoring  
 Action Level ( $\mu\text{g}/\text{m}^3$ ) - 173.4  
 Limit Level ( $\mu\text{g}/\text{m}^3$ ) - 260

Date	Sampling Time	Weather Condition	Filter paper no.	Filter Weight, g		Elapse Time, hr		Sampling Time, hr	Flow Rate, $\text{m}^3/\text{min}$			Total Volume, $\text{m}^3$	TSP Level, $\mu\text{g}/\text{m}^3$
				Initial	Final	Initial	Final		Initial, $Q_{si}$	Final, $Q_{sf}$	Average		
29-Sep-12	8:00	Fine	004822	2.7353	2.9202	9288.35	9312.34	23.99	1.24	1.24	1.24	1785	104
5-Oct-12	8:00	Fine	003905	2.7250	2.8600	9315.34	9339.34	24.00	1.24	1.24	1.24	1786	76
11-Oct-12	8:00	Fine	003936	2.7296	2.9932	9342.34	9366.34	24.00	1.24	1.24	1.24	1786	148
17-Oct-12	8:00	Fine	003911	2.7164	2.9046	9369.34	9393.34	24.00	1.23	1.26	1.25	1800	105
22-Oct-12	8:00	Fine	003949	2.7331	2.9079	9396.34	9420.34	24.00	1.30	1.28	1.29	1858	94

Report on 1-hour TSP monitoring  
 Action Level ( $\mu\text{g}/\text{m}^3$ ) - 325.1  
 Limit Level ( $\mu\text{g}/\text{m}^3$ ) - 500

Date	Sampling Time	Weather Condition	Filter paper no.	Filter Weight, g		Elapse Time, hr		Sampling Time, hr	Flow Rate, $\text{m}^3/\text{min}$			Total Volume, $\text{m}^3$	TSP Level, $\mu\text{g}/\text{m}^3$
				Initial	Final	Initial	Final		Initial, $Q_{si}$	Final, $Q_{sf}$	Average		
3-Oct-12	8:10	Fine	004824	2.7264	2.7366	9312.34	9313.34	1.00	1.24	1.24	1.24	75	137
3-Oct-12	9:15	Fine	004825	2.7406	2.7510	9313.34	9314.34	1.00	1.24	1.24	1.24	75	139
3-Oct-12	10:50	Fine	003910	2.7208	2.7316	9314.34	9315.34	1.00	1.24	1.24	1.24	75	145
6-Oct-12	8:18	Fine	003932	2.7202	2.7283	9339.34	9340.34	1.00	1.24	1.24	1.24	75	109
6-Oct-12	9:20	Fine	003934	2.7128	2.7193	9340.34	9341.34	1.00	1.24	1.24	1.24	75	87
6-Oct-12	10:30	Fine	003935	2.7191	2.7248	9341.34	9342.34	1.00	1.24	1.24	1.24	75	76
12-Oct-12	8:40	Fine	003938	2.7280	2.7421	9366.34	9367.34	1.00	1.25	1.25	1.25	75	189
12-Oct-12	9:43	Fine	003940	2.7277	2.7425	9367.34	9368.34	1.00	1.25	1.25	1.25	75	198
12-Oct-12	10:45	Fine	003942	2.7326	2.7462	9368.34	9369.34	1.00	1.25	1.25	1.25	75	182
18-Oct-12	8:05	Fine	003945	2.7423	2.7537	9393.34	9394.34	1.00	1.26	1.26	1.26	75	151
18-Oct-12	9:10	Fine	003946	2.7432	2.7564	9394.34	9395.34	1.00	1.26	1.26	1.26	75	175
18-Oct-12	10:25	Fine	003839	2.7015	2.7158	9395.34	9396.34	1.00	1.26	1.26	1.26	75	189
24-Oct-12	8:30	Fine	003821	2.6982	2.7045	9420.34	9421.34	1.00	1.19	1.19	1.19	71	88
24-Oct-12	9:35	Fine	003824	2.6962	2.7035	9421.34	9422.34	1.00	1.19	1.14	1.17	70	104
24-Oct-12	10:40	Fine	003826	2.7302	2.7363	9422.34	9423.34	1.00	1.14	1.14	1.14	69	89



Location: MA1w - International Finance Centre (Western Wing)

Report on 24-hour TSP monitoring

Action Level ( $\mu\text{g}/\text{m}^3$ ) - 173.4  
Limit Level ( $\mu\text{g}/\text{m}^3$ ) - 260

Date	Sampling Time	Weather Condition	Filter paper no.	Filter Weight, g		Elapse Time, hr		Sampling Time, hr	Flow Rate, $\text{m}^3/\text{min}$			Total Volume, $\text{m}^3$	TSP Level, $\mu\text{g}/\text{m}^3$
				Initial	Final	Initial	Final		Initial, $Q_{si}$	Final, $Q_{sf}$	Average		
29-Sep-12	8:00	Fine	004823	2.7424	2.9415	12406.60	12430.60	24.00	1.35	1.35	1.35	1944	102
5-Oct-12	8:00	Fine	003906	2.7159	2.8833	12433.60	12457.59	23.99	1.35	1.35	1.35	1943	86
11-Oct-12	8:00	Fine	003937	2.7282	3.0183	12460.59	12484.57	23.98	1.35	1.35	1.35	1942	149
17-Oct-12	8:00	Fine	003944	2.7390	2.9387	12487.57	12511.57	24.00	1.39	1.37	1.38	1987	100
22-Oct-12	8:00	Fine	003948	2.7521	2.9339	125114.57	125138.57	24.00	1.39	1.37	1.38	1987	91

Report on 1-hour TSP monitoring

Action Level ( $\mu\text{g}/\text{m}^3$ ) - 325.1  
Limit Level ( $\mu\text{g}/\text{m}^3$ ) - 500

Date	Sampling Time	Weather Condition	Filter paper no.	Filter Weight, g		Elapse Time, hr		Sampling Time, hr	Flow Rate, $\text{m}^3/\text{min}$			Total Volume, $\text{m}^3$	TSP Level, $\mu\text{g}/\text{m}^3$
				Initial	Final	Initial	Final		Initial, $Q_{si}$	Final, $Q_{sf}$	Average		
3-Oct-12	8:20	Fine	003904	2.7273	2.7391	12430.60	12431.60	1.00	1.37	1.37	1.37	82	144
3-Oct-12	9:25	Fine	003907	2.7145	2.7267	12431.60	12432.60	1.00	1.37	1.37	1.37	82	149
3-Oct-12	10:55	Fine	004826	2.7364	2.7480	12432.60	12433.60	1.00	1.37	1.37	1.37	82	141
6-Oct-12	8:25	Fine	003933	2.7235	2.7320	12457.59	12458.59	1.00	1.35	1.35	1.35	81	105
6-Oct-12	9:28	Fine	004828	2.7414	2.7502	12458.59	12459.59	1.00	1.35	1.35	1.35	81	109
6-Oct-12	10:35	Fine	003950	2.7205	2.7276	12459.59	12460.59	1.00	1.35	1.35	1.35	81	88
12-Oct-12	8:45	Fine	003939	2.7248	2.7399	12484.57	12485.57	1.00	1.35	1.35	1.35	81	186
12-Oct-12	9:48	Fine	003941	2.7368	2.7522	12485.57	12486.57	1.00	1.35	1.35	1.35	81	190
12-Oct-12	10:51	Fine	003943	2.7358	2.7518	12486.57	12487.57	1.00	1.35	1.35	1.35	81	198
18-Oct-12	8:15	Fine	003838	2.7137	2.7256	12511.57	12512.57	1.00	1.37	1.37	1.37	82	145
18-Oct-12	9:20	Fine	003947	2.7403	2.7534	12512.57	12513.57	1.00	1.37	1.37	1.37	82	160
18-Oct-12	10:35	Fine	003912	2.7105	2.7229	12513.57	12514.57	1.00	1.37	1.37	1.37	82	151
24-Oct-12	8:20	Fine	003822	2.6975	2.7058	12538.57	12539.57	1.00	1.33	1.35	1.34	80	103
24-Oct-12	9:25	Fine	003823	2.6913	2.7019	12539.57	12540.57	1.00	1.35	1.39	1.37	82	129
24-Oct-12	10:35	Fine	003825	2.7078	2.7167	12540.57	12541.57	1.00	1.27	1.31	1.29	77	115



Location: CMA1b - Oil St Community Liaison Centre

Report on 24-hour TSP monitoring

Action Level ( $\mu\text{g}/\text{m}^3$ ) - 176.7

Limit Level ( $\mu\text{g}/\text{m}^3$ ) - 260

Date	Sampling Time	Weather Condition	Filter paper no.	Filter Weight, g		Elapse Time, hr		Sampling Time, hr	Flow Rate, $\text{m}^3/\text{min}$			Total Volume, $\text{m}^3$	TSP Level, $\mu\text{g}/\text{m}^3$
				Initial	Final	Initial	Final		Initial, $Q_{si}$	Final, $Q_{sf}$	Average		
27-Oct-12	8:00	Fine	004085	2.7945	2.9758	1843.14	1867.14	24.00	1.23	1.20	1.22	1757	103
2-Nov-12	8:00	Fine	004061	2.7824	2.9565	1870.14	1894.14	24.00	1.21	1.16	1.19	1714	102
8-Nov-12	8:00	Cloudy	003799	2.7410	2.8778	1897.14	1921.14	24.00	1.14	0.99	1.07	1886	73
14-Nov-12	8:00	Cloudy	003796	2.7428	2.8714	1924.13	1948.13	24.00	1.09	1.00	1.04	1498	86
20-Nov-12	8:00	Cloudy	003817	2.7528	2.9484	1951.13	1975.13	24.00	1.21	1.19	1.20	1728	113
26-Nov-12	8:00	Cloudy	004225	2.6951	2.9927	1978.13	2002.13	24.00	1.19	1.20	1.19	1719	173

Report on 1-hour TSP monitoring

Action Level ( $\mu\text{g}/\text{m}^3$ ) - 320.1

Limit Level ( $\mu\text{g}/\text{m}^3$ ) - 500

Date	Sampling Time	Weather Condition	Filter paper no.	Filter Weight, g		Elapse Time, hr		Sampling Time, hr	Flow Rate, $\text{m}^3/\text{min}$			Total Volume, $\text{m}^3$	TSP Level, $\mu\text{g}/\text{m}^3$
				Initial	Final	Initial	Final		Initial, $Q_{si}$	Final, $Q_{sf}$	Average		
29-Oct-12	14:35	Fine	003953	2.7367	2.7470	1867.13	1868.13	1.00	0.99	0.92	0.96	57	179
29-Oct-12	15:42	Fine	003983	2.7360	2.7557	1868.13	1869.13	1.00	1.28	1.23	1.25	75	262
29-Oct-12	16:50	Fine	003985	2.7566	2.7733	1869.13	1870.13	1.00	1.21	1.21	1.21	72	231
3-Nov-12	8:20	Fine	003808	2.7606	2.7704	1894.14	1895.14	1.00	1.02	1.02	1.02	61	160
3-Nov-12	9:25	Fine	003776	2.7610	2.7758	1895.14	1896.14	1.00	1.26	1.19	1.22	73	202
3-Nov-12	10:30	Fine	003774	2.7600	2.7731	1896.14	1897.15	1.01	1.14	1.11	1.13	68	192
9-Nov-12	8:30	Cloudy	003800	2.7493	2.7598	1921.14	1922.14	1.00	1.23	1.16	1.19	72	147
9-Nov-12	9:35	Cloudy	003798	2.7575	2.7674	1922.14	1923.14	1.00	1.23	1.21	1.22	73	136
9-Nov-12	10:40	Cloudy	003797	2.7669	2.7758	1923.14	1924.14	1.00	1.18	1.13	1.16	70	128
15-Nov-12	8:25	Cloudy	003791	2.7377	2.7474	1948.13	1949.13	1.00	0.95	0.95	0.95	57	170
15-Nov-12	9:30	Cloudy	003813	2.7520	2.7641	1949.13	1950.13	1.00	1.04	0.97	1.01	61	200
15-Nov-12	10:50	Cloudy	003816	2.7574	2.7681	1950.13	1951.13	1.00	0.90	0.90	0.90	54	198
21-Nov-12	10:00	Cloudy	004052	2.8020	2.8125	1975.13	1976.13	1.00	1.23	1.19	1.21	73	145
21-Nov-12	11:05	Cloudy	004228	2.6986	2.7068	1976.13	1977.13	1.00	1.19	1.19	1.19	71	115
21-Nov-12	13:00	Cloudy	004227	2.7000	2.7100	1977.13	1978.13	1.00	1.16	1.14	1.15	69	145
27-Nov-12	8:05	Rainy	004041	2.8059	2.8182	2002.13	2003.13	1.00	1.20	1.20	1.20	72	171
27-Nov-12	9:12	Rainy	004043	2.8116	2.8236	2003.13	2004.13	1.00	1.20	1.20	1.20	72	167
27-Nov-12	10:15	Rainy	004039	2.8013	2.8131	2004.13	2005.13	1.00	1.20	1.20	1.20	72	164

Location: CMA2a - Causeway Bay Community Centre

Report on 24-hour TSP monitoring  
Action Level ( $\mu\text{g}/\text{m}^3$ ) - 169.5  
Limit Level ( $\mu\text{g}/\text{m}^3$ ) - 260

Date	Sampling Time	Weather Condition	Filter paper no.	Filter Weight, g		Elapse Time, hr		Sampling Time, hr	Flow Rate, $\text{m}^3/\text{min}$			Total Volume, $\text{m}^3$	TSP Level, $\mu\text{g}/\text{m}^3$
				Initial	Final	Initial	Final		Initial, $Q_{si}$	Final, $Q_{sf}$	Average		
27-Oct-12	8:00	Fine	004086	2.8095	2.9553	11558.00	11582.00	24.00	1.50	1.50	1.50	2160	68
2-Nov-12	8:00	Fine	004062	2.8032	2.9959	11585.00	11609.00	24.00	1.51	1.51	1.51	2174	89
9-Nov-12	13:00	Cloudy	003795	2.7399	2.8399	11635.68	11659.68	24.00	1.39	1.37	1.38	1987	50
15-Nov-12	13:10	Cloudy	003818	2.7380	2.9763	11669.05	11693.05	24.00	1.42	1.49	1.45	2088	114
20-Nov-12	8:00	Cloudy	003779	2.7641	2.9597	11693.05	11717.05	24.00	1.49	1.49	1.49	2146	91
26-Nov-12	8:00	Cloudy	004221	2.7243	2.8425	11720.04	11744.04	24.00	1.51	1.52	1.52	2184	54

\*Due to lack of electricity supply, the 24hr-TSP was rescheduled from 8 Nov 2012 to 9 Nov 2012 and from 14 Nov 2012 to 15 Nov 2012.

Report on 1-hour TSP monitoring  
Action Level ( $\mu\text{g}/\text{m}^3$ ) - 323.4  
Limit Level ( $\mu\text{g}/\text{m}^3$ ) - 500

Date	Sampling Time	Weather Condition	Filter paper no.	Filter Weight, g		Elapse Time, hr		Sampling Time, hr	Flow Rate, $\text{m}^3/\text{min}$			Total Volume, $\text{m}^3$	TSP Level, $\mu\text{g}/\text{m}^3$
				Initial	Final	Initial	Final		Initial, $Q_{si}$	Final, $Q_{sf}$	Average		
29-Oct-12	14:45	Fine	003952	2.7305	2.7540	11582.00	11583.00	1.00	1.66	1.61	1.64	98	239
29-Oct-12	15:50	Fine	003984	2.7367	2.7616	11583.00	11584.00	1.00	1.48	1.48	1.48	89	280
29-Oct-12	16:55	Fine	003986	2.7484	2.7698	11584.00	11585.00	1.00	1.48	1.48	1.48	89	241
3-Nov-12	8:10	Fine	003809	2.7499	2.7563	11609.00	11610.00	1.00	1.31	1.28	1.30	78	82
3-Nov-12	9:15	Fine	003778	2.7668	2.7759	11610.00	11611.00	1.00	1.46	1.46	1.46	88	104
3-Nov-12	10:20	Fine	003775	2.7663	2.7738	11611.00	11612.00	1.00	1.06	1.33	1.20	72	105
9-Nov-12	8:15	Cloudy	003789	2.7372	2.7436	11632.68	11633.68	1.00	1.42	1.46	1.44	86	74
9-Nov-12	9:20	Cloudy	003772	2.7718	2.7784	11633.68	11634.68	1.00	1.46	1.46	1.46	88	75
9-Nov-12	10:25	Cloudy	003771	2.7657	2.7732	11634.68	11635.68	1.00	1.46	1.46	1.46	88	86
15-Nov-12	8:15	Cloudy	003792	2.7546	2.7683	11666.05	11667.05	1.00	1.46	1.46	1.46	88	156
15-Nov-12	9:20	Cloudy	003810	2.7563	2.7648	11667.05	11668.05	1.00	1.37	1.37	1.37	82	103
15-Nov-12	10:40	Cloudy	003815	2.7582	2.7708	11668.05	11669.05	1.00	1.51	1.42	1.46	88	143
21-Nov-12	10:30	Cloudy	004038	2.8205	2.8321	11717.05	11718.05	1.00	1.55	1.53	1.54	92	125
21-Nov-12	13:30	Cloudy	004222	2.7306	2.7394	11718.05	11719.05	1.00	1.46	1.51	1.49	89	99
21-Nov-12	14:35	Cloudy	004226	2.7190	2.7400	11719.05	11720.04	0.99	1.42	1.37	1.40	83	253
27-Nov-12	8:06	Rainy	004046	2.7808	2.7899	11744.04	11745.04	1.00	1.52	1.52	1.52	91	100
27-Nov-12	9:10	Rainy	004056	2.8125	2.8226	11745.04	11746.04	1.00	1.52	1.52	1.52	91	111
27-Nov-12	10:14	Rainy	004040	2.8036	2.8136	11746.04	11747.04	1.00	1.52	1.52	1.52	91	110





Location: CMA3a - CWB PRE Site Office Area

Report on 24-hour TSP monitoring  
 Action Level ( $\mu\text{g}/\text{m}^3$ ) - 171  
 Limit Level ( $\mu\text{g}/\text{m}^3$ ) - 260

Date	Sampling Time	Weather Condition	Filter paper no.	Filter Weight, g		Elapse Time, hr		Sampling Time, hr	Flow Rate, $\text{m}^3/\text{min}$			Total Volume, $\text{m}^3$	TSP Level, $\mu\text{g}/\text{m}^3$
				Initial	Final	Initial	Final		Initial, $Q_{si}$	Final, $Q_{sf}$	Average		
27-Oct-12	8:00	Fine	003963	2.7340	2.9967	12319.18	12343.18	24.00	1.52	1.57	1.54	2218	118
2-Nov-12	8:00	Fine	003956	2.7466	3.0557	12346.88	12370.88	24.00	1.55	1.52	1.54	2218	139
8-Nov-12	8:00	Cloudy	004070	2.8169	3.1940	12373.88	12397.88	24.00	1.62	1.57	1.59	2290	165
14-Nov-12	8:06	Cloudy	004025	2.8190	3.1738	12400.88	12424.88	24.00	1.64	1.64	1.64	2290	155
20-Nov-12	8:00	Cloudy	004101	2.8030	3.1721	12427.88	12451.88	24.00	1.55	1.55	1.55	2232	165
26-Nov-12	8:00	Cloudy	004047	2.7947	2.9937	12454.87	12478.87	24.00	1.65	1.66	1.65	2382	84

Report on 1-hour TSP monitoring  
 Action Level ( $\mu\text{g}/\text{m}^3$ ) - 311.3  
 Limit Level ( $\mu\text{g}/\text{m}^3$ ) - 500

Date	Sampling Time	Weather Condition	Filter paper no.	Filter Weight, g		Elapse Time, hr		Sampling Time, hr	Flow Rate, $\text{m}^3/\text{min}$			Total Volume, $\text{m}^3$	TSP Level, $\mu\text{g}/\text{m}^3$
				Initial	Final	Initial	Final		Initial, $Q_{si}$	Final, $Q_{sf}$	Average		
29-Oct-12	8:10	Fine	003958	2.7422	2.7666	12343.18	12344.18	1.00	1.59	1.54	1.57	94	259
29-Oct-12	9:15	Fine	003954	2.7192	2.7439	12344.18	12345.18	1.00	1.54	1.50	1.52	91	271
29-Oct-12	10:20	Fine	003981	2.7549	2.7803	12345.18	12346.18	1.00	1.54	1.54	1.54	93	274
3-Nov-12	8:22	Fine	004063	2.7914	2.8122	12370.88	12371.88	1.00	1.64	1.64	1.64	99	211
3-Nov-12	9:28	Fine	004065	2.8038	2.8244	12371.88	12372.88	1.00	1.60	1.57	1.58	95	217
3-Nov-12	10:32	Fine	004067	2.8231	2.8464	12372.88	12373.88	1.00	1.57	1.57	1.57	94	247
9-Nov-12	8:05	Cloudy	004008	2.7597	2.7803	12397.88	12398.88	1.00	1.45	1.45	1.45	87	237
9-Nov-12	9:09	Cloudy	004021	2.7903	2.8002	12398.88	12399.88	1.00	1.45	1.45	1.45	87	114
9-Nov-12	10:15	Cloudy	004023	2.8053	2.8294	12399.88	12400.88	1.00	1.45	1.45	1.45	87	277
15-Nov-12	8:10	Cloudy	004096	2.7983	2.8239	12424.88	12425.88	1.00	1.62	1.57	1.60	96	267
15-Nov-12	9:20	Cloudy	004098	2.7726	2.7988	12425.88	12426.88	1.00	1.55	1.55	1.55	93	282
15-Nov-12	10:25	Cloudy	004099	2.7943	2.8189	12426.88	12427.88	1.00	1.55	1.55	1.55	93	265
21-Nov-12	8:04	Cloudy	004050	2.7882	2.8133	12451.88	12452.88	1.00	1.64	1.67	1.66	99	253
21-Nov-12	9:10	Cloudy	004051	2.8032	2.8260	12452.88	12453.88	1.00	1.69	1.64	1.67	100	228
21-Nov-12	10:15	Cloudy	004055	2.7882	2.8110	12453.88	12454.88	1.00	1.62	1.60	1.61	96	236
27-Nov-12	13:00	Rainy	003806	2.7443	2.7603	12478.82	12479.82	1.00	1.51	1.51	1.51	91	176
27-Nov-12	14:20	Rainy	003787	2.7345	2.7513	12479.82	12480.82	1.00	1.51	1.51	1.51	91	185
27-Nov-12	15:25	Rainy	003763	2.7537	2.7718	12480.82	12481.82	1.00	1.51	1.51	1.51	91	200



Location: CMA4a - SPCA

Report on 24-hour TSP monitoring  
Action Level ( $\mu\text{g}/\text{m}^3$ ) - 171.2  
Limit Level ( $\mu\text{g}/\text{m}^3$ ) - 260

Date	Sampling Time	Weather Condition	Filter paper no.	Filter Weight, g		Elapse Time, hr		Sampling Time, hr	Flow Rate, $\text{m}^3/\text{min}$			Total Volume, $\text{m}^3$	TSP Level, $\mu\text{g}/\text{m}^3$
				Initial	Final	Initial	Final		Initial, $Q_{si}$	Final, $Q_{sf}$	Average		
27-Oct-12	8:00	Fine	003964	2.7313	2.9014	15756.21	15780.21	24.00	1.39	1.34	1.37	1973	86
2-Nov-12	8:00	Fine	003957	2.7360	2.9528	15783.21	15807.21	24.00	1.37	1.32	1.35	1944	112
8-Nov-12	8:00	Cloudy	004069	2.8012	3.0269	15810.21	15834.21	24.00	1.35	1.32	1.33	1915	118
14-Nov-12	8:00	Cloudy	004024	2.8105	3.0884	15837.21	15861.21	24.00	1.28	1.28	1.28	1843	151
20-Nov-12	8:00	Cloudy	004100	2.7904	3.0346	15864.21	15888.21	24.00	1.25	1.23	1.24	1786	137
26-Nov-12	8:00	Cloudy	004053	2.8246	2.9298	15891.21	15915.21	24.00	1.33	1.34	1.33	1919	55

Report on 1-hour TSP monitoring  
Action Level ( $\mu\text{g}/\text{m}^3$ ) - 312.5  
Limit Level ( $\mu\text{g}/\text{m}^3$ ) - 500

Date	Sampling Time	Weather Condition	Filter paper no.	Filter Weight, g		Elapse Time, hr		Sampling Time, hr	Flow Rate, $\text{m}^3/\text{min}$			Total Volume, $\text{m}^3$	TSP Level, $\mu\text{g}/\text{m}^3$
				Initial	Final	Initial	Final		Initial, $Q_{si}$	Final, $Q_{sf}$	Average		
29-Oct-12	8:03	Fine	003959	2.7421	2.7613	15780.21	15781.21	1.00	1.51	1.44	1.47	88	217
29-Oct-12	9:06	Fine	003955	2.7209	2.7392	15781.21	15782.21	1.00	1.37	1.37	1.37	82	223
29-Oct-12	10:11	Fine	003982	2.7451	2.7634	15782.21	15783.21	1.00	1.37	1.34	1.35	81	225
3-Nov-12	8:34	Fine	004064	2.7744	2.7922	15807.21	15808.21	1.00	1.35	1.32	1.34	80	222
3-Nov-12	9:40	Fine	004066	2.8013	2.8132	15808.21	15809.21	1.00	1.32	1.32	1.32	79	150
3-Nov-12	10:42	Fine	004068	2.7970	2.8085	15809.21	15810.21	1.00	1.32	1.32	1.32	79	145
9-Nov-12	8:03	Cloudy	004019	2.8126	2.8210	15834.21	15835.21	1.00	1.32	1.30	1.31	78	107
9-Nov-12	9:05	Cloudy	004020	2.8299	2.8353	15835.21	15836.21	1.00	1.06	1.01	1.03	62	87
9-Nov-12	10:10	Cloudy	004022	2.8026	2.8121	15836.21	15837.21	1.00	1.30	1.27	1.28	77	123
15-Nov-12	8:02	Cloudy	004095	2.7966	2.8128	15861.21	15862.21	1.00	1.32	1.32	1.32	79	204
15-Nov-12	9:08	Cloudy	004097	2.8006	2.8214	15862.21	15863.21	1.00	1.32	1.32	1.32	79	262
15-Nov-12	10:45	Cloudy	004109	2.7810	2.8030	15863.21	15864.21	1.00	1.32	1.32	1.32	79	277
21-Nov-12	8:05	Cloudy	004054	2.7829	2.7982	15888.21	15889.21	1.00	1.32	1.32	1.32	79	193
21-Nov-12	9:10	Cloudy	004049	2.7928	2.8065	15889.21	15890.21	1.00	1.32	1.32	1.32	79	172
21-Nov-12	10:14	Cloudy	004048	2.7707	2.7822	15890.21	15891.21	1.00	1.18	1.16	1.17	70	164
27-Nov-12	13:20	Rainy	003807	2.7441	2.7517	15915.21	15916.20	0.99	1.24	1.24	1.24	74	103
27-Nov-12	14:30	Rainy	003788	2.7392	2.7454	15916.20	15917.20	1.00	1.48	1.48	1.48	89	70
27-Nov-12	15:35	Rainy	003760	2.7390	2.7511	15917.20	15918.20	1.00	1.29	1.29	1.29	77	157



Location: CMA5a - Children Garden opposite to Pedestrian Plaza

Report on 24-hour TSP monitoring

Action Level ( $\mu\text{g}/\text{m}^3$ ) - 181  
Limit Level ( $\mu\text{g}/\text{m}^3$ ) - 260

Date	Sampling Time	Weather Condition	Filter paper no.	Filter Weight, g		Elapse Time, hr		Sampling Time, hr	Flow Rate, $\text{m}^3/\text{min}$			Total Volume, $\text{m}^3$	TSP Level, $\mu\text{g}/\text{m}^3$
				Initial	Final	Initial	Final		Initial, $Q_{si}$	Final, $Q_{sf}$	Average		
27-Oct-12	8:00	Fine	003460	2.7937	2.9657	16765.51	16789.51	24.00	1.48	1.48	1.48	2131	81
2-Nov-12	8:00	Fine	003835	2.6907	2.8478	16771.51	16795.51	24.00	1.65	1.57	1.61	2318	68
9-Nov-12	14:15	Cloudy	003794	2.7415	2.9216	16805.74	16829.74	24.00	1.48	1.45	1.47	2117	85
14-Nov-12	8:00	Cloudy	004304	2.6881	2.9660	16830.74	16854.74	24.00	1.48	1.49	1.49	2146	130
20-Nov-12	8:00	Cloudy	004013	2.7497	3.0232	16857.74	16881.74	24.00	1.52	1.51	1.51	2174	126
26-Nov-12	8:00	Cloudy	003819	2.7000	2.9510	16884.74	16908.74	24.00	1.44	1.44	1.44	2075	121

\*Due to lack of electricity supply, the 24hr -TSP was rescheduled from 8 Nov 2012 to 9 Nov 2012.

Report on 1-hour TSP monitoring

Action Level ( $\mu\text{g}/\text{m}^3$ ) - 332  
Limit Level ( $\mu\text{g}/\text{m}^3$ ) - 500

Date	Sampling Time	Weather Condition	Filter paper no.	Filter Weight, g		Elapse Time, hr		Sampling Time, hr	Flow Rate, $\text{m}^3/\text{min}$			Total Volume, $\text{m}^3$	TSP Level, $\mu\text{g}/\text{m}^3$
				Initial	Final	Initial	Final		Initial, $Q_{si}$	Final, $Q_{sf}$	Average		
29-Oct-12	8:11	Fine	003829	2.7344	2.7447	16768.51	16769.51	1.00	1.20	1.20	1.20	72	143
29-Oct-12	9:30	Fine	003831	2.7183	2.7304	16770.51	16771.51	1.00	1.26	1.20	1.23	74	164
29-Oct-12	10:33	Fine	003833	2.6986	2.7106	16769.51	16770.51	1.00	1.31	1.31	1.31	79	152
3-Nov-12	8:10	Fine	004017	2.8213	2.8344	16795.51	16796.51	1.00	1.48	1.48	1.48	89	147
3-Nov-12	9:12	Fine	004010	2.7423	2.7557	16797.51	16798.51	1.00	1.48	1.48	1.48	89	151
3-Nov-12	10:20	Fine	004018	2.8231	2.8326	16796.51	16797.51	1.00	1.46	1.45	1.46	87	109
9-Nov-12	8:21	Cloudy	004089	2.8268	2.8348	16802.30	16803.30	1.00	1.29	1.29	1.29	77	104
9-Nov-12	9:24	Cloudy	003238	2.7842	2.7960	16804.30	16805.30	1.00	1.31	1.31	1.31	79	150
9-Nov-12	13:00	Cloudy	004094	2.8092	2.8202	16803.30	16804.30	1.00	1.42	1.45	1.44	86	127
15-Nov-12	8:10	Cloudy	004027	2.8066	2.8237	16854.74	16855.74	1.00	1.46	1.46	1.46	87	195
15-Nov-12	9:15	Cloudy	004029	2.7968	2.8163	16856.74	16857.74	1.00	1.46	1.46	1.46	87	223
15-Nov-12	10:20	Cloudy	003991	2.7560	2.7775	16855.74	16856.74	1.00	1.46	1.46	1.46	87	246
21-Nov-12	8:30	Cloudy	004103	2.7998	2.8130	16881.74	16882.74	1.00	1.46	1.46	1.46	87	151
21-Nov-12	13:00	Cloudy	004306	2.6983	2.7089	16883.74	16884.74	1.00	1.32	1.32	1.32	79	134
21-Nov-12	14:10	Cloudy	003751	2.7425	2.7513	16882.74	16883.74	1.00	1.15	1.09	1.12	67	131
27-Nov-12	8:25	Rainy	003801	2.7386	2.7558	16908.74	16909.74	1.00	1.22	1.22	1.22	73	235
27-Nov-12	9:30	Rainy	003802	2.7412	2.7522	16909.74	16910.74	1.00	1.50	1.50	1.50	90	122
27-Nov-12	10:40	Rainy	003762	2.7542	2.7653	16910.74	16911.74	1.00	1.33	1.33	1.33	80	139



Location: MA1e - International Finance Centre (Eastern Wing)

Report on 24-hour TSP monitoring  
Action Level ( $\mu\text{g}/\text{m}^3$ ) - 173.4  
Limit Level ( $\mu\text{g}/\text{m}^3$ ) - 260

Date	Sampling Time	Weather Condition	Filter paper no.	Filter Weight, g		Elapse Time, hr		Sampling Time, hr	Flow Rate, $\text{m}^3/\text{min}$			Total Volume, $\text{m}^3$	TSP Level, $\mu\text{g}/\text{m}^3$
				Initial	Final	Initial	Final		Initial, $Q_{si}$	Final, $Q_{sf}$	Average		
29-Oct-12	11:30	Fine	004113	2.8181	3.0880	9426.34	9450.34	24.00	1.26	1.26	1.26	1800	150
2-Nov-12	8:00	Fine	003811	2.7433	2.8629	9450.35	9474.35	24.00	1.35	1.42	1.38	1987	60
8-Nov-12	8:00	Cloudy	003915	2.7290	2.9238	9477.35	9501.35	24.00	1.28	1.28	1.28	1843	106
14-Nov-12	8:00	Cloudy	004091	2.8164	3.0320	9504.35	9528.35	24.00	1.30	1.30	1.30	1872	115
20-Nov-12	8:00	Cloudy	004257	2.6970	2.8920	9531.35	9555.35	24.00	1.35	1.28	1.32	1901	103
26-Nov-12	8:00	Cloudy	003752	2.7403	2.8237	9558.35	9582.34	23.99	1.26	1.27	1.27	1824	46

\*Due to lack of electricity supply, the 24 hr-TSP was rescheduled from 27 Oct 2012 to 29 Oct 2012

Report on 1-hour TSP monitoring  
Action Level ( $\mu\text{g}/\text{m}^3$ ) - 325.1  
Limit Level ( $\mu\text{g}/\text{m}^3$ ) - 500

Date	Sampling Time	Weather Condition	Filter paper no.	Filter Weight, g		Elapse Time, hr		Sampling Time, hr	Flow Rate, $\text{m}^3/\text{min}$			Total Volume, $\text{m}^3$	TSP Level, $\mu\text{g}/\text{m}^3$
				Initial	Final	Initial	Final		Initial, $Q_{si}$	Final, $Q_{sf}$	Average		
29-Oct-12	8:00	Fine	003814	2.7432	2.7631	9423.34	9424.34	1.00	1.26	1.26	1.26	75	264
29-Oct-12	9:05	Fine	003930	2.7220	2.7334	9424.34	9425.34	1.00	1.26	1.26	1.26	75	151
29-Oct-12	10:10	Fine	004112	2.7912	2.8015	9425.34	9426.34	1.00	1.26	1.26	1.26	75	137
3-Nov-12	8:40	Fine	003926	2.7185	2.7280	9474.35	9475.35	1.00	1.30	1.28	1.29	78	122
3-Nov-12	9:43	Fine	003925	2.7213	2.7297	9475.35	9476.35	1.00	1.28	1.26	1.27	76	110
3-Nov-12	10:45	Fine	003923	2.7157	2.7251	9476.35	9477.35	1.00	1.28	1.28	1.28	77	122
9-Nov-12	8:20	Cloudy	004111	2.7911	2.7979	9501.35	9502.35	1.00	1.21	1.21	1.21	73	94
9-Nov-12	9:25	Cloudy	004093	2.8074	2.8155	9502.35	9503.35	1.00	1.28	1.28	1.28	77	106
9-Nov-12	10:30	Cloudy	003916	2.7124	2.7210	9503.35	9504.35	1.00	1.28	1.28	1.28	77	112
15-Nov-12	8:10	Cloudy	003971	2.7599	2.7746	9528.35	9529.35	1.00	1.28	1.28	1.28	77	191
15-Nov-12	9:20	Cloudy	003974	2.7352	2.7506	9529.35	9530.35	1.00	1.28	1.28	1.28	77	200
15-Nov-12	10:25	Cloudy	004255	2.7192	2.7357	9530.35	9531.35	1.00	1.28	1.28	1.28	77	214
21-Nov-12	8:10	Cloudy	003759	2.7403	2.7508	9555.35	9556.35	1.00	1.26	1.26	1.26	76	139
21-Nov-12	9:20	Cloudy	003757	2.7559	2.7633	9556.35	9557.35	1.00	1.21	1.17	1.19	72	103
21-Nov-12	10:25	Cloudy	003753	2.7527	2.7572	9557.35	9558.35	1.00	1.10	1.08	1.09	65	69
27-Nov-12	8:35	Rainy	004254	2.7237	2.7349	12700.59	12701.59	1.00	1.38	1.38	1.38	83	135
27-Nov-12	9:38	Rainy	004251	2.7098	2.7166	12701.59	12702.59	1.00	1.38	1.38	1.38	83	82
27-Nov-12	10:45	Rainy	004250	2.6937	2.7015	12702.59	12703.59	1.00	1.36	1.36	1.36	82	96



Location: MA1w - International Finance Centre (Western Wing)

Report on 24-hour TSP monitoring

Action Level ( $\mu\text{g}/\text{m}^3$ ) - 173.4  
Limit Level ( $\mu\text{g}/\text{m}^3$ ) - 260

Date	Sampling Time	Weather Condition	Filter paper no.	Filter Weight, g		Elapse Time, hr		Sampling Time, hr	Flow Rate, $\text{m}^3/\text{min}$			Total Volume, $\text{m}^3$	TSP Level, $\mu\text{g}/\text{m}^3$
				Initial	Final	Initial	Final		Initial, $Q_{si}$	Final, $Q_{sf}$	Average		
29-Oct-12	11:30	Fine	003927	2.7259	3.0606	12544.59	12568.59	24.00	1.37	1.37	1.37	1973	170
2-Nov-12	8:00	Fine	004114	2.8183	3.0058	12568.59	12592.59	24.00	1.37	1.35	1.36	1958	96
8-Nov-12	8:00	Cloudy	003922	2.7216	2.9295	12595.59	12619.59	24.00	1.39	1.37	1.38	1987	105
14-Nov-12	8:00	Cloudy	003918	2.7222	2.9690	12622.59	12646.59	24.00	1.39	1.33	1.36	1958	126
20-Nov-12	8:00	Cloudy	004258	2.7090	2.9269	12649.59	12673.59	24.00	1.39	1.37	1.38	1987	110
26-Nov-12	8:00	Cloudy	003753	2.7364	2.7949	12676.59	12700.59	24.00	1.15	1.11	1.13	1958	30

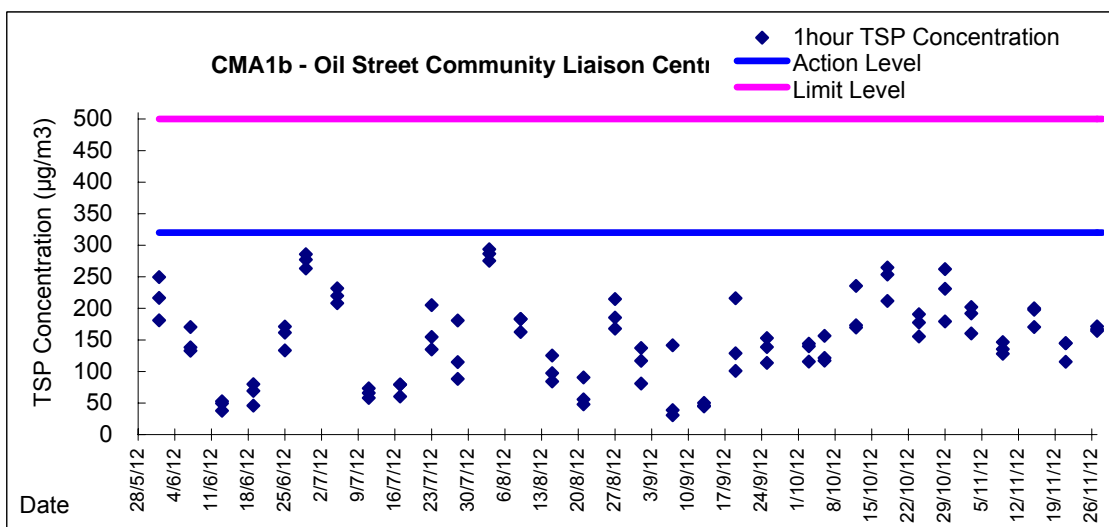
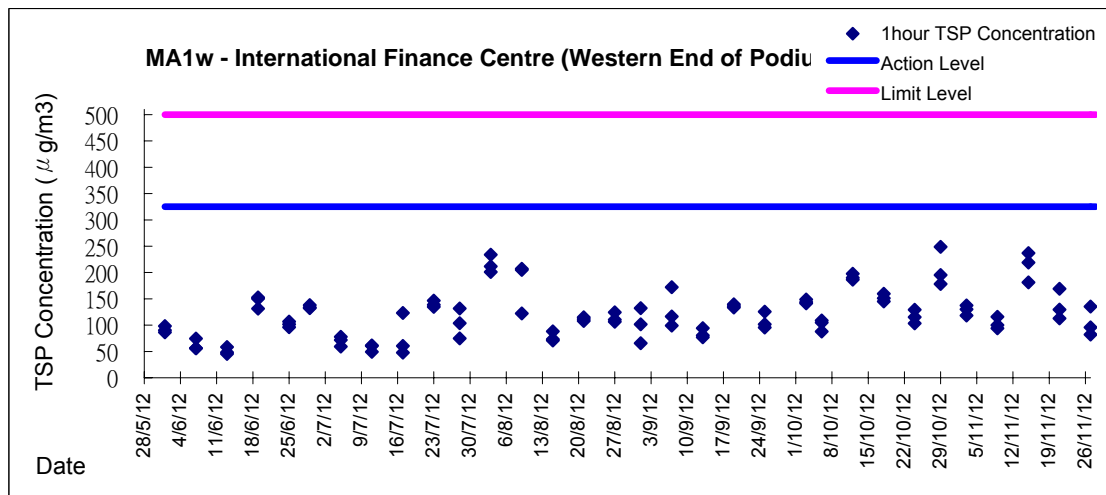
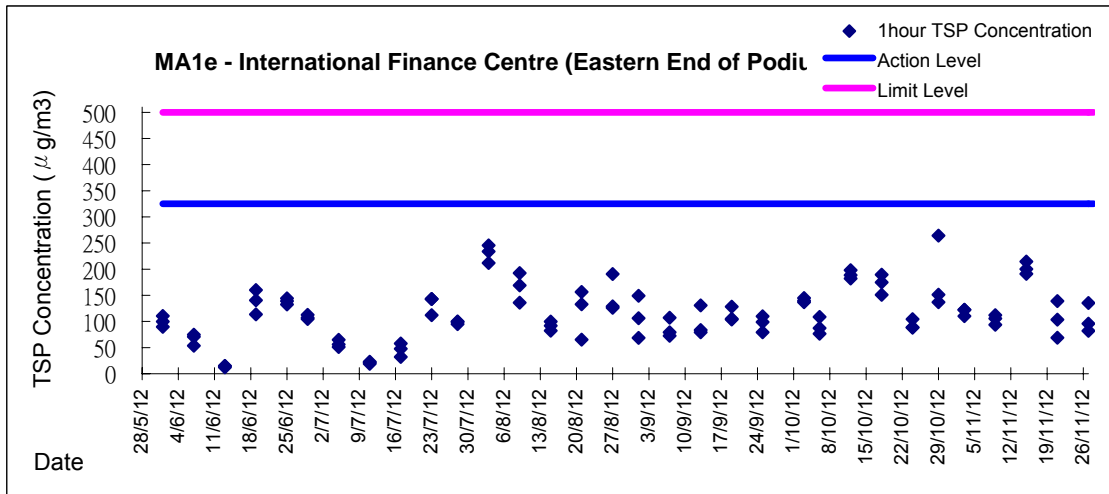
\*Due to lack of electricity supply, the 24 hr-TSP was rescheduled from 27 Oct 2012 to 29 Oct 2012

Report on 1-hour TSP monitoring

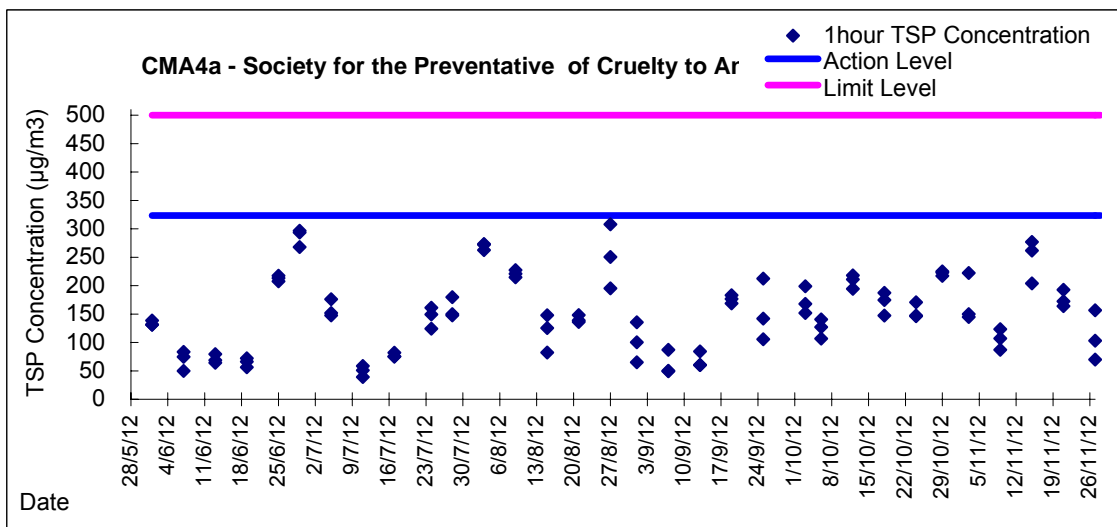
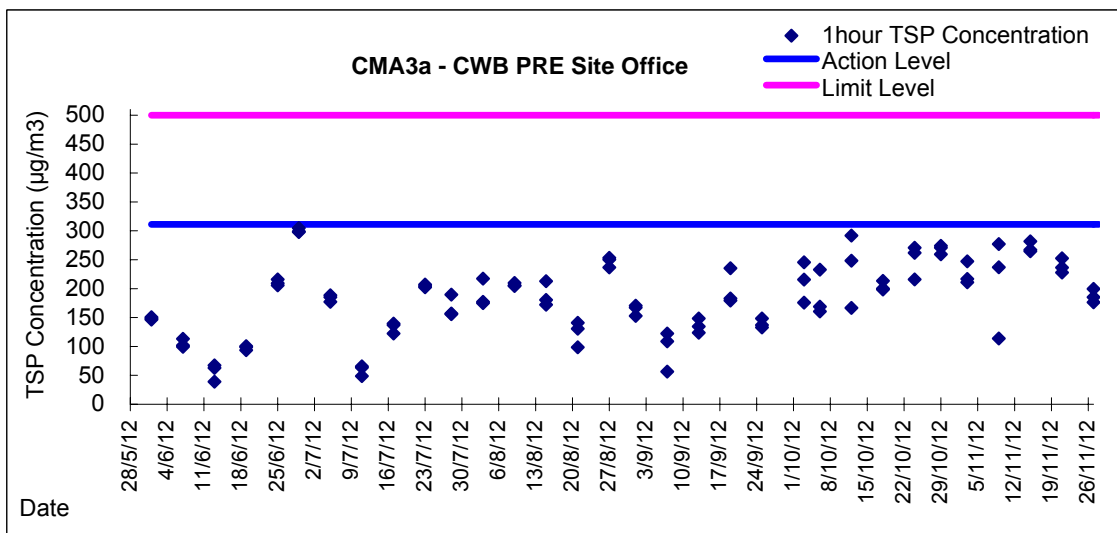
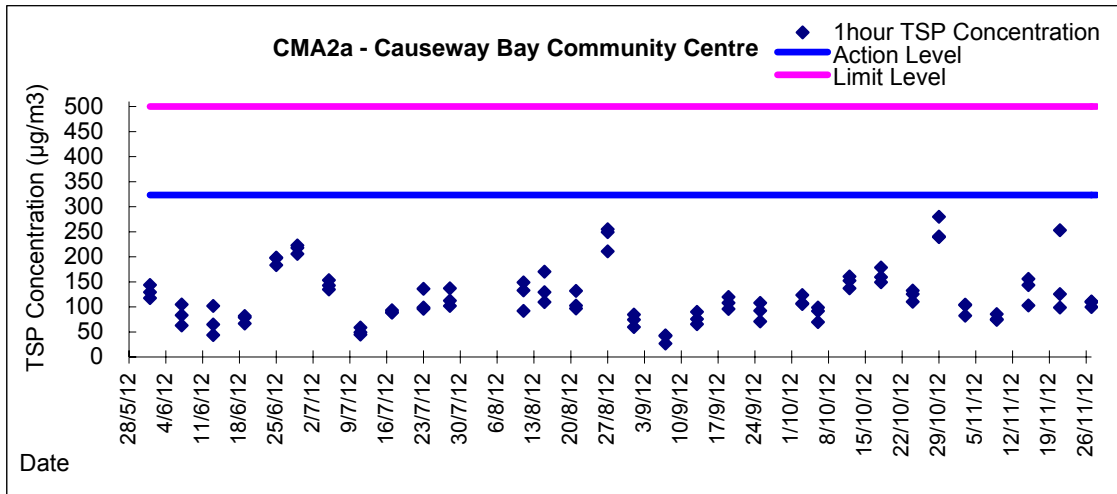
Action Level ( $\mu\text{g}/\text{m}^3$ ) - 325.1  
Limit Level ( $\mu\text{g}/\text{m}^3$ ) - 500

Date	Sampling Time	Weather Condition	Filter paper no.	Filter Weight, g		Elapse Time, hr		Sampling Time, hr	Flow Rate, $\text{m}^3/\text{min}$			Total Volume, $\text{m}^3$	TSP Level, $\mu\text{g}/\text{m}^3$
				Initial	Final	Initial	Final		Initial, $Q_{si}$	Final, $Q_{sf}$	Average		
29-Oct-12	8:00	Fine	003827	2.7255	2.7456	12541.58	12542.58	1.00	1.35	1.35	1.35	81	249
29-Oct-12	9:10	Fine	003929	2.7206	2.7351	12542.58	12543.58	1.00	1.37	1.35	1.36	81	178
29-Oct-12	10:20	Fine	003928	2.7188	2.7347	12543.58	12544.58	1.00	1.37	1.35	1.36	81	195
3-Nov-12	8:45	Fine	004115	2.8306	2.8404	12592.59	12593.59	1.00	1.39	1.37	1.38	83	118
3-Nov-12	9:48	Fine	003924	2.7217	2.7324	12593.59	12594.59	1.00	1.37	1.37	1.37	82	130
3-Nov-12	10:50	Fine	004090	2.8090	2.8203	12594.59	12595.59	1.00	1.37	1.37	1.37	82	138
9-Nov-12	8:30	Cloudy	004110	2.7798	2.7880	12619.59	12620.59	1.00	1.37	1.37	1.37	82	100
9-Nov-12	9:33	Cloudy	004092	2.8168	2.8245	12620.59	12621.59	1.00	1.37	1.37	1.37	82	94
9-Nov-12	10:35	Cloudy	003917	2.7012	2.7107	12621.59	12622.59	1.00	1.37	1.37	1.37	82	116
15-Nov-12	8:22	Cloudy	003973	2.7378	2.7528	12646.59	12647.59	1.00	1.39	1.37	1.38	83	181
15-Nov-12	9:25	Cloudy	003976	2.7574	2.7754	12647.59	12648.59	1.00	1.37	1.37	1.37	82	219
15-Nov-12	10:30	Cloudy	004256	2.7153	2.7352	12648.59	12649.59	1.00	1.41	1.39	1.40	84	237
21-Nov-12	8:15	Cloudy	003758	2.7392	2.7532	12673.59	12674.59	1.00	1.41	1.35	1.38	83	169
21-Nov-12	9:25	Cloudy	003756	2.7508	2.7598	12674.59	12675.59	1.00	1.33	1.33	1.33	80	113
21-Nov-12	10:30	Cloudy	003754	2.7526	2.7631	12675.59	12676.59	1.00	1.35	1.35	1.35	81	130
27-Nov-12	8:35	Rainy	004254	2.7237	2.7349	12700.59	12701.59	1.00	1.38	1.38	1.38	83	135
27-Nov-12	9:40	Rainy	004251	2.7098	2.7166	12701.59	12702.59	1.00	1.38	1.38	1.38	83	82
27-Nov-12	10:45	Rainy	004250	2.6937	2.7015	12702.59	12703.59	1.00	1.36	1.36	1.36	82	96

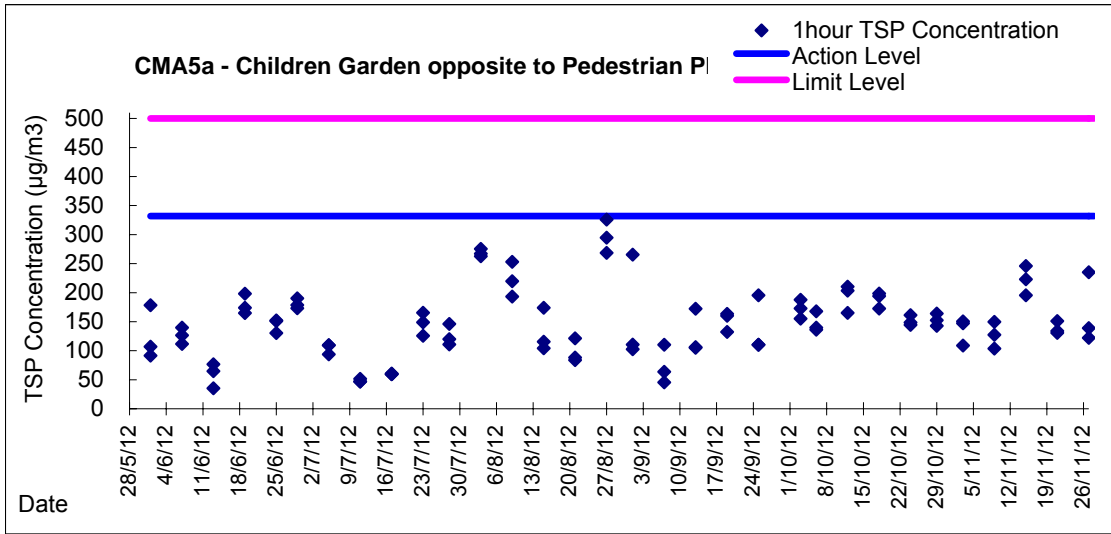
Graphic Presentation of 1 hour TSP Result



Graphic Presentation of 1 hour TSP Result

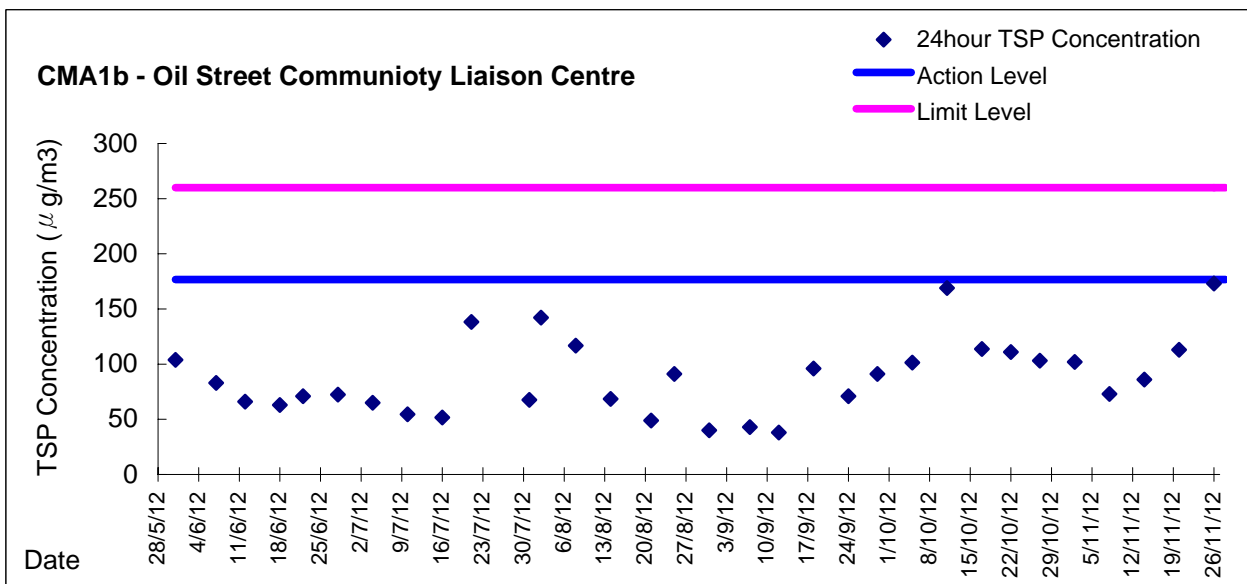
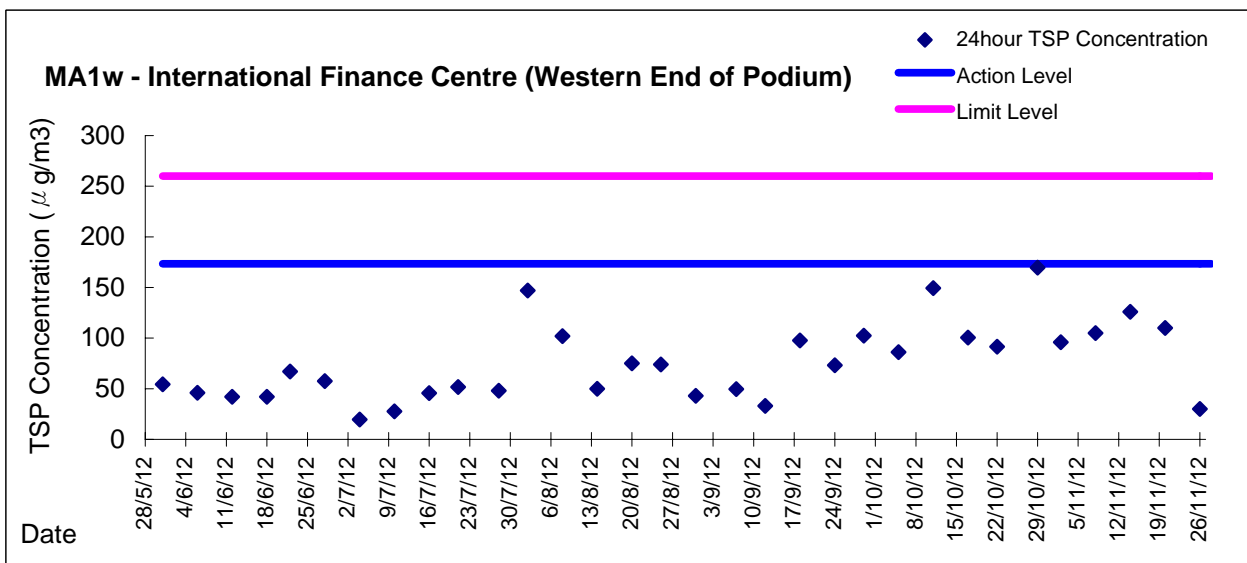
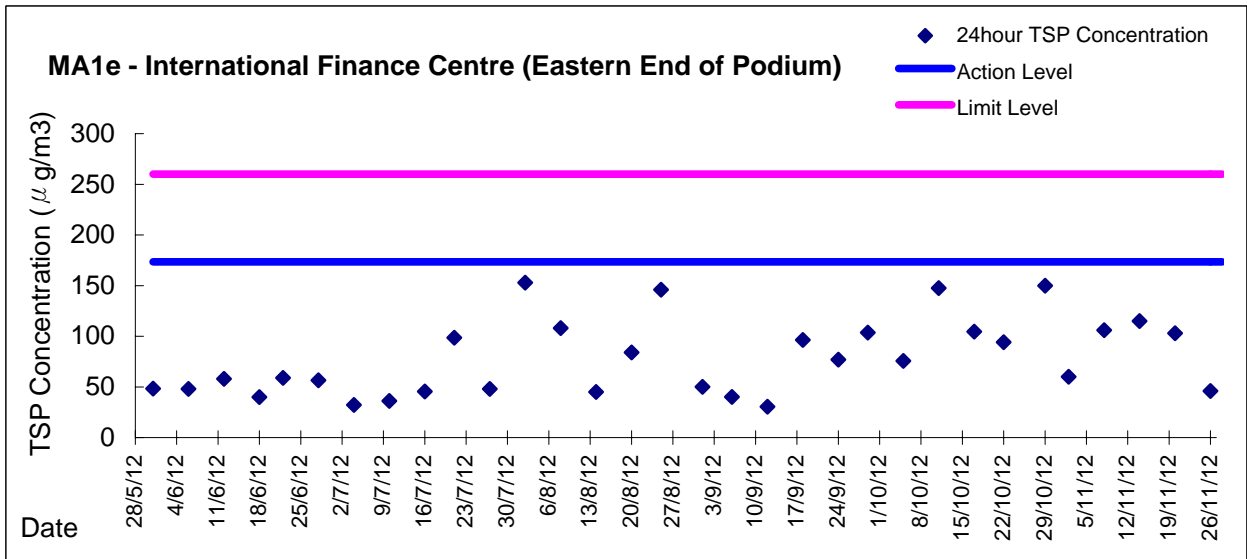


Graphic Presentation of 1 hour TSP Result



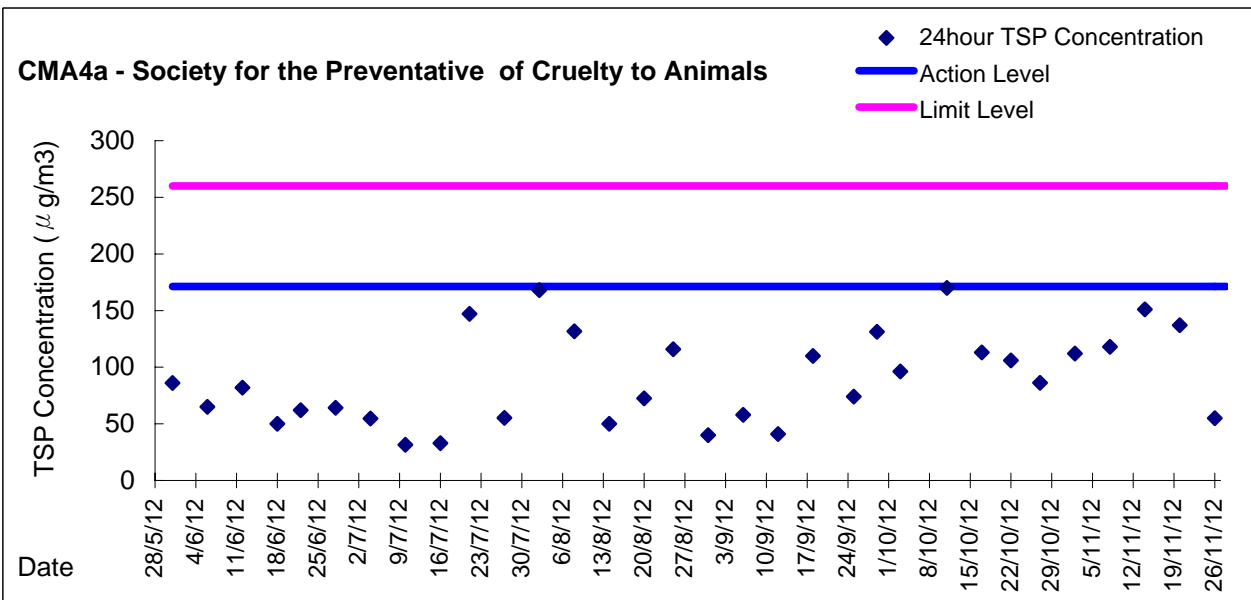
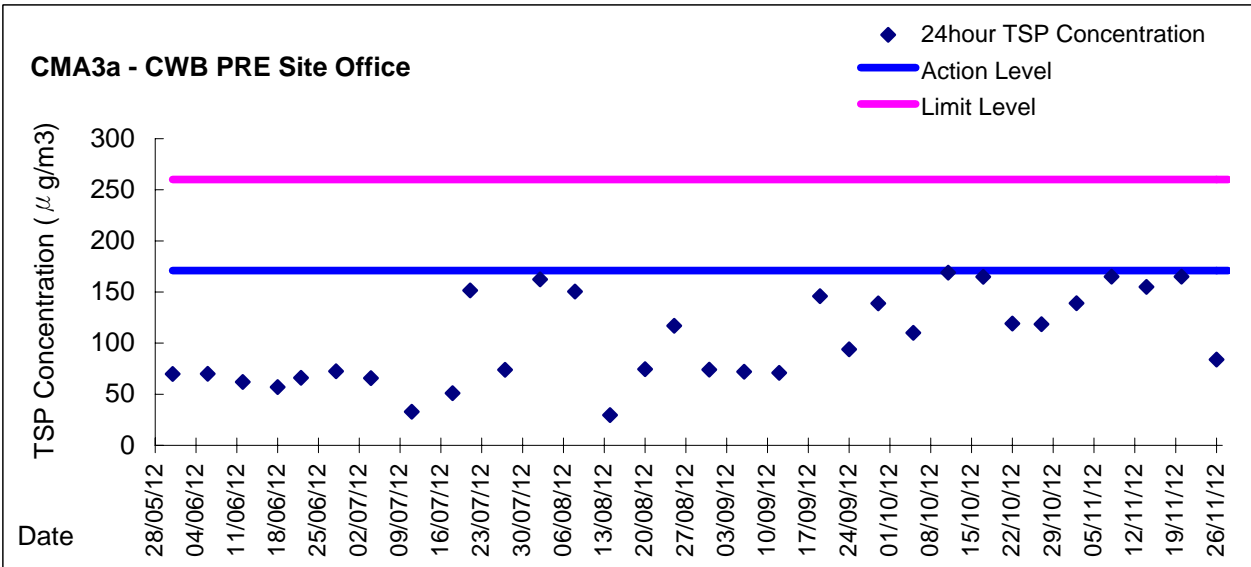
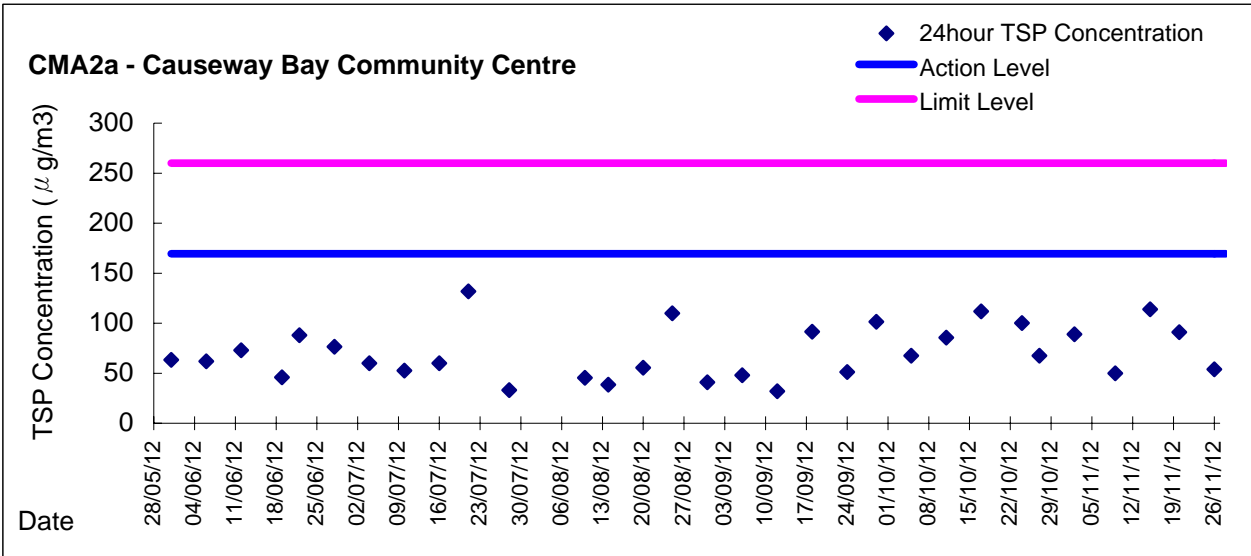


Graphic Presentation of 24 hour TSP Result





Graphic Presentation of 24 hour TSP Result





Graphic Presentation of 24 hour TSP Result

